

Single Particle Motion

Presented by
Cami Collins

at the
SULI Introductory Course in Plasma Physics
Princeton Plasma Physics Laboratory
June 10, 2019



My path in plasma physics




Undergrad (2003-07)

Grad (2007-13)



Postdoc (2014-16)

Scientist!

Solid Oxide
Fuel Cells



Solar
Physics



Laboratory Plasma Astrophysics

Fusion Energy Fellowship

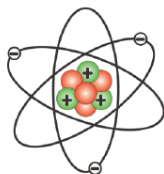
Fusion Energy



Nat. Und. Fellowship




Fusion



I want fusion energy to work.

But what does that mean?

plasma physics



stability

transport

turbulence

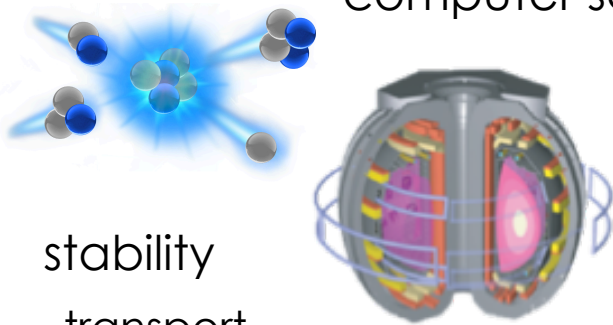
I want fusion energy to work.

But what does that mean?

plasma physics

engineering

computer science



stability

transport

turbulence

shaping

ELM controlled

high bootstrap current

high confinement

high beta

steady state

efficient current drive

dissipative divertor

disruption mitigation

control

I want fusion energy to work.

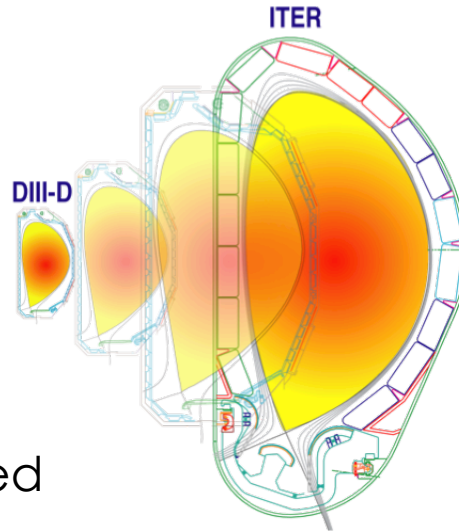
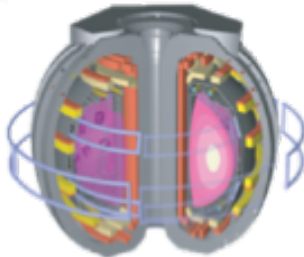

But what does that mean?

plasma physics

engineering

computer science

materials science



stability

transport

turbulence

shaping

ELM controlled

high bootstrap current

high confinement

high beta

steady state

efficient current drive

disruption mitigation

control

alpha heating

dissipative divertor

power handling

tritium breeding

I want fusion energy to work.

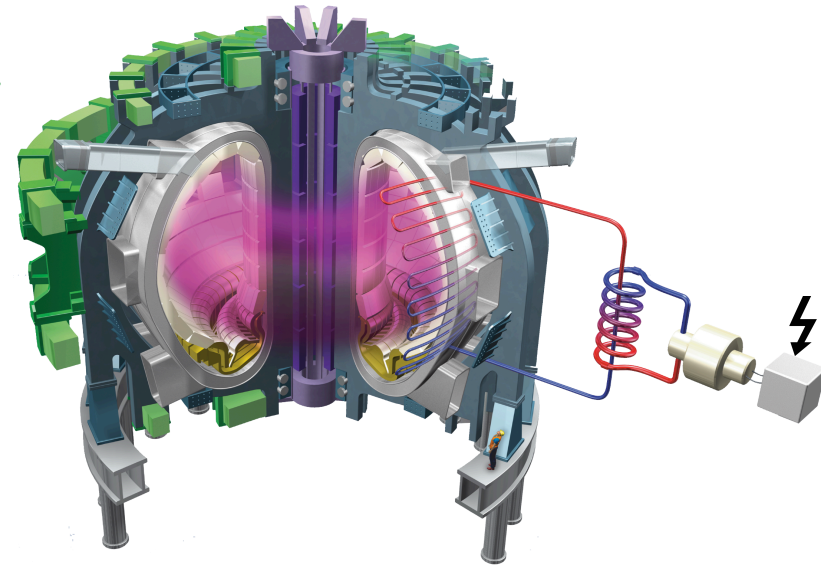
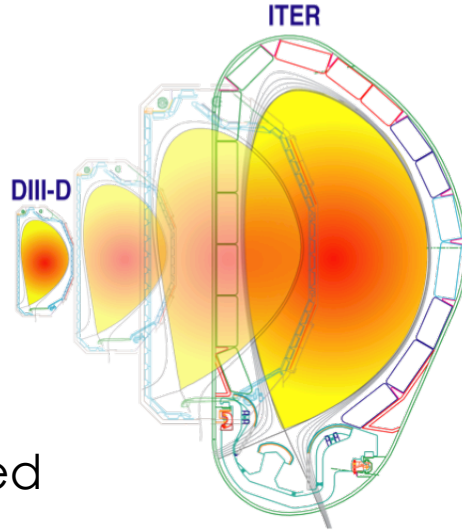
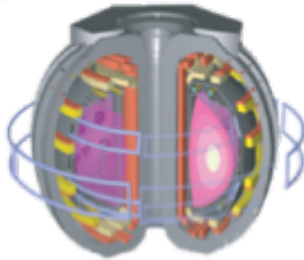

But what does that mean?

plasma physics

engineering

computer science

materials science



stability

transport

turbulence

shaping

ELM controlled

high bootstrap current

high confinement

high beta

steady state

efficient current drive

disruption mitigation

control

alpha heating

dissipative divertor

power handling

metal walls, liquid walls?

tritium breeding

licensing

net electricity

heat extraction

nuclear materials

I want fusion energy to work.

But what does that mean?

plasma physics

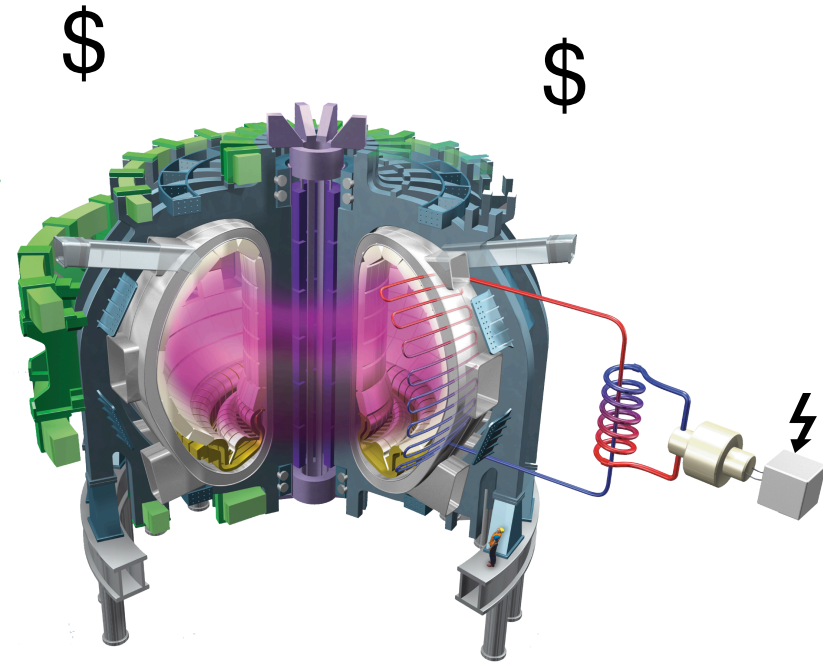
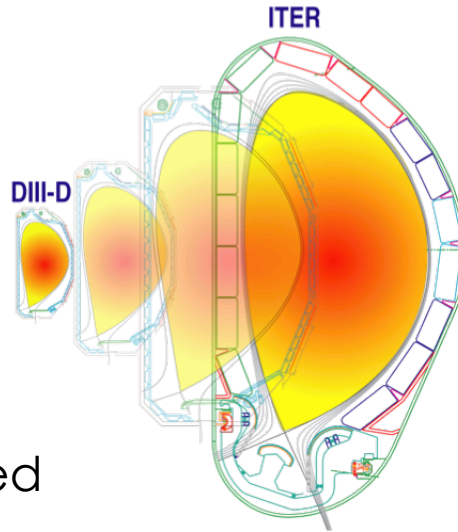
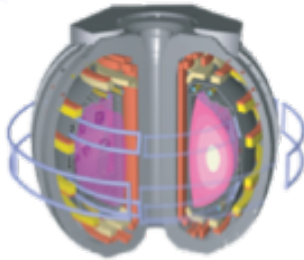

engineering

computer science

materials science

social science?

political science?



stability

transport

turbulence

shaping

ELM controlled

high bootstrap current

high confinement

high beta

steady state

efficient current drive

disruption mitigation

control

alpha heating

dissipative divertor

power handling

metal walls, liquid walls?

tritium breeding


licensing

heat extraction

nuclear materials


net electricity

Plasma Physics is the Basis for Fusion Research



- **Sustained fusion reactions require enough particles (density) that are energetic enough (temperature) and collide often enough (confinement time).**

Plasma Physics is the Basis for Fusion Research




- Sustained fusion reactions require enough particles (density) that are energetic enough (temperature) and collide often enough (confinement time).
- The fusion triple product is the figure of merit:

$$nT\tau_E \gtrsim 5 \times 10^{21} \text{ keV s m}^{-3}$$

$T \sim 100\text{-}200$ million K

$n \sim 2\text{-}3 \times 10^{20}$ ions/m³

$\tau \sim 1\text{-}2$ s



D & T is a plasma at these temperatures

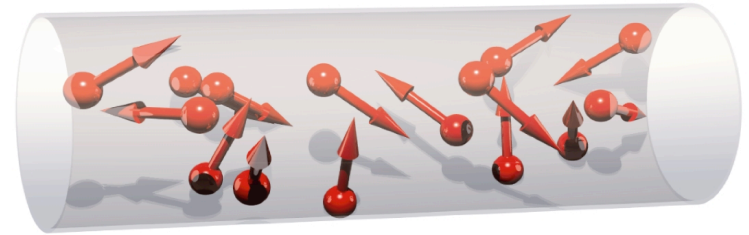
We can understand a lot about how fusion devices confine plasma by studying single particle motion.

Typical velocity of a 100 million K ion:

$$kT = \frac{1}{2}mv_{\text{th}}^2$$

$$v_{\text{th}} \sim 6 \times 10^5 \text{ m/s}$$

no magnetic field

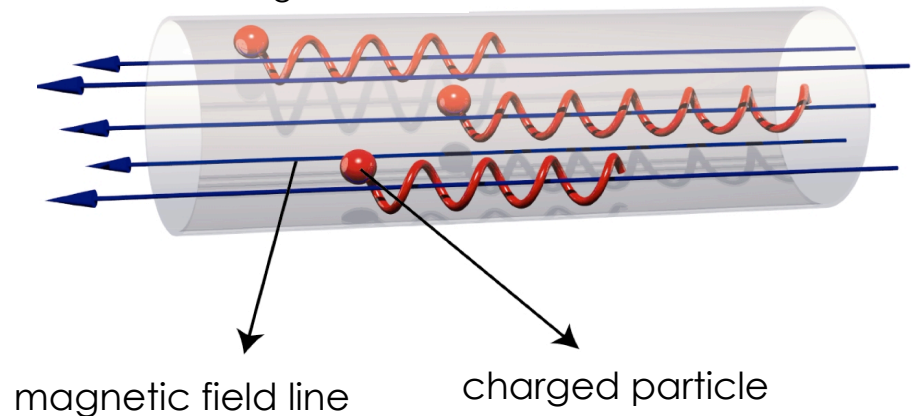


Even with $\sim 10^{20}$ ions/m³, the ion would travel ~ 10 km before colliding with another

It would be crazy to build a fusion reactor that big!

The trick: use magnetic fields

with magnetic field



Outline

- **Gyromotion about a guiding center**
- **Forces can cause guiding center drift**
- **Real life consequences:**
 - Why do tokamaks have helical B fields?
 - What is a banana orbit?
 - Why are instabilities like Alfvén Eigenmodes bad for fusion?

References

- NRL Plasma Formulary
www.nrl.navy.mil/ppd/content/nrl-plasma-formulary
- Introduction to Plasma Physics and Controlled Fusion by F. Chen

Charged Particles Feel The (Lorentz) Force

- A particle with charge (q) moving with velocity (\mathbf{v}) in the presence of electric and magnetic fields will experience a force:

$$\mathbf{F} = q(\mathbf{E} + \mathbf{v} \times \mathbf{B})$$

We know from Newton's second law of motion that force causes acceleration:

$$\mathbf{F} = m\mathbf{a}$$

A charged particle moving perpendicular to the magnetic field feels a force

How Does a Charged Particle Move in a Magnetic Field?

- Consider the motion of a particle in a constant, uniform **B** field

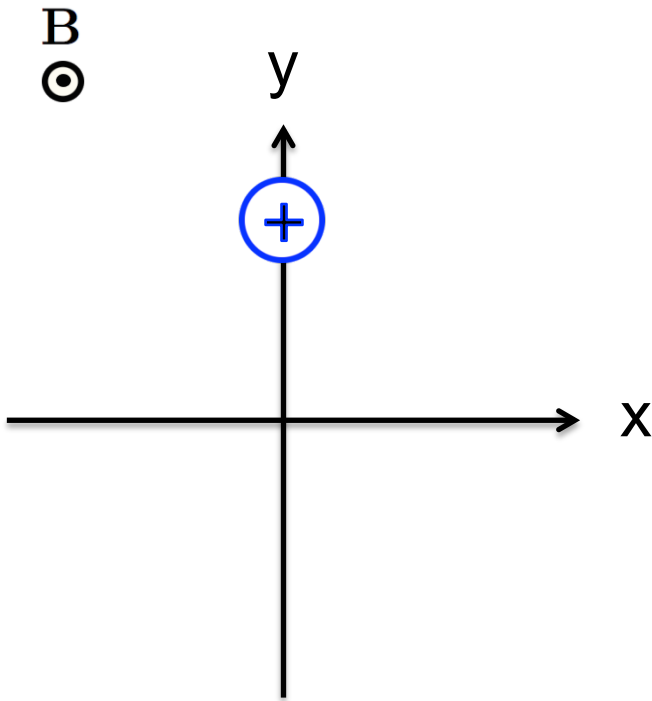
$$\mathbf{B} = B_z \hat{\mathbf{z}}$$

$$\mathbf{E} = 0$$

Then $\mathbf{F} = q(\cancel{\mathbf{E}} + \mathbf{v} \times \mathbf{B})$

So we can write

$$\frac{d\mathbf{v}}{dt} = \frac{q\mathbf{v} \times \mathbf{B}}{m}$$



Goal: Solve the Equations of Motion for a Charged Particle In A Magnetic Field

$$\frac{d\mathbf{v}}{dt} = \frac{q\mathbf{v} \times \mathbf{B}}{m}$$

Let's break this into components:

$$\dot{v}_x \hat{\mathbf{x}} + \dot{v}_y \hat{\mathbf{y}} + \dot{v}_z \hat{\mathbf{z}} = \frac{qv_y B_z \hat{\mathbf{x}} - qv_x B_z \hat{\mathbf{y}}}{m}$$

The 'dot' represents $\frac{d}{dt}$

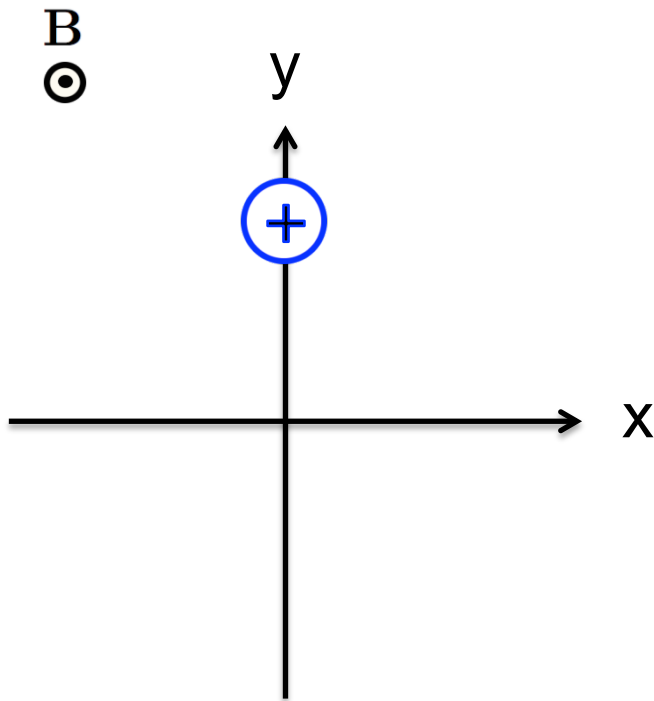
Matching components:

$$\dot{v}_x = \frac{qv_y B_z}{m}$$

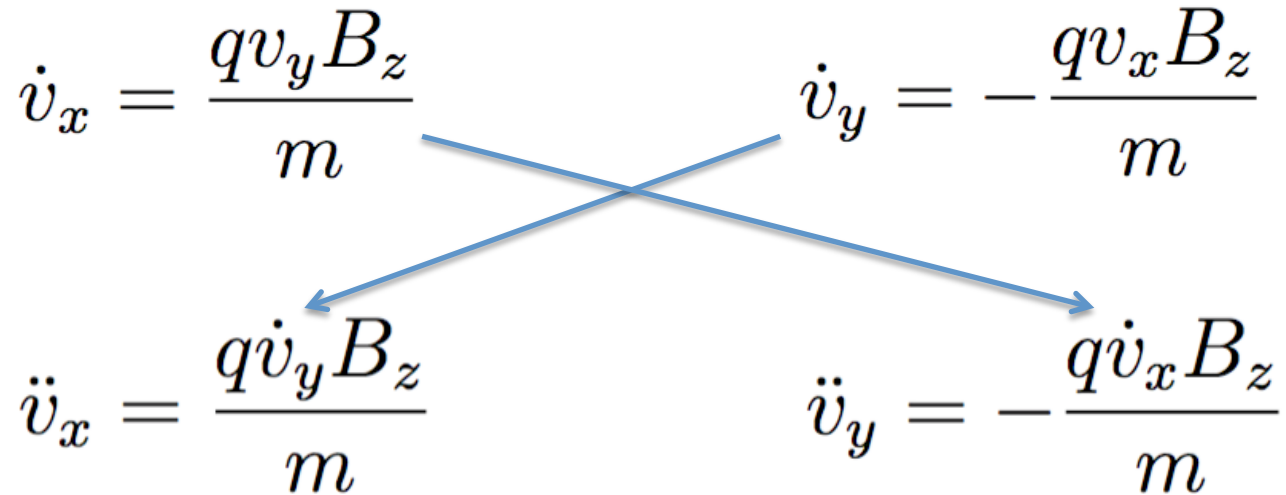
$$\dot{v}_y = -\frac{qv_x B_z}{m}$$

$$\dot{v}_z = 0$$

Particles move freely along the field line



Take Another Time Derivative & Substitute to Obtain Differential Equations For Each Spatial Coordinate


$$\begin{aligned}\dot{v}_x &= \frac{qv_y B_z}{m} & \dot{v}_y &= -\frac{qv_x B_z}{m} \\ \ddot{v}_x &= \frac{q\dot{v}_y B_z}{m} & \ddot{v}_y &= -\frac{q\dot{v}_x B_z}{m}\end{aligned}$$

Rewriting, we get

$$\ddot{v}_x = -\left(\frac{qB_z}{m}\right)^2 v_x \quad \ddot{v}_y = -\left(\frac{qB_z}{m}\right)^2 v_y$$

These may remind you of the equations for a simple harmonic oscillator

Solve the Differential Equations

$$\ddot{v}_x = - \left(\frac{qB_z}{m} \right)^2 v_x \quad \ddot{v}_y = - \left(\frac{qB_z}{m} \right)^2 v_y$$

These differential equations can be solved using sines and cosines:

$$v_x = v_{\perp} \cos \left(\frac{|q|B_z}{m} t + \phi_0 \right)$$

$$v_y = \mp v_{\perp} \sin \left(\frac{|q|B_z}{m} t + \phi_0 \right)$$

$$v_{\perp} = \sqrt{(v_x^2 + v_y^2)}$$

the magnitude of the initial velocity perpendicular to \mathbf{B}

account for positive or negative q

an arbitrary phase to match the initial velocity conditions

The Result: Circular Motion About A Guiding Center

$$v_x = v_{\perp} \cos \left(\frac{|q|B_z}{m}t + \phi_0 \right) \quad v_y = \mp v_{\perp} \sin \left(\frac{|q|B_z}{m}t + \phi_0 \right)$$

Integrating, we obtain

$$x = \frac{mv_{\perp}}{|q|B_z} \sin \left(\frac{|q|B_z}{m}t + \phi_0 \right) + x_0 \quad y = \pm \frac{mv_{\perp}}{|q|B_z} \cos \left(\frac{|q|B_z}{m}t + \phi_0 \right) + y_0$$

- **Charged particles undergo circular orbits about a guiding center (x_0, y_0)**

$$r_L \equiv \frac{mv_{\perp}}{|q|B} \quad \text{Larmor radius}$$

$$\omega_c \equiv \frac{|q|B}{m} \quad \text{Cyclotron frequency}$$

Gyromotion of a Charged Particle In A Magnetic Field

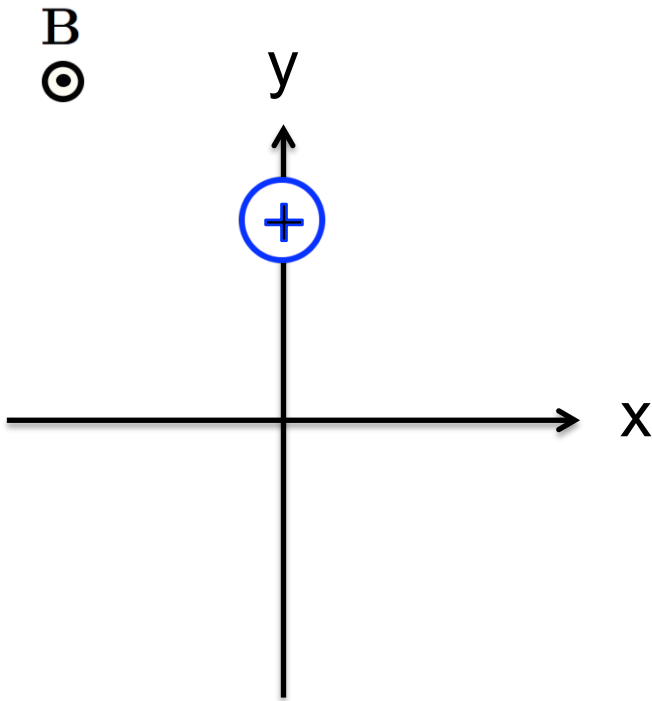
$$x = r_L \sin(\omega_c t + \phi_0) + x_0 \quad y = \pm r_L \cos(\omega_c t + \phi_0) + y_0$$

Let's take $\phi_0 = 0$ and $x_0 = y_0 = 0$

For a positively charged particle:

1. At $t = 0$,

$$x = 0 \quad y = r_L$$



Gyromotion of a Charged Particle In A Magnetic Field

$$x = r_L \sin(\omega_c t + \phi_0) + x_0 \quad y = \pm r_L \cos(\omega_c t + \phi_0) + y_0$$

Let's take $\phi_0 = 0$ and $x_0 = y_0 = 0$

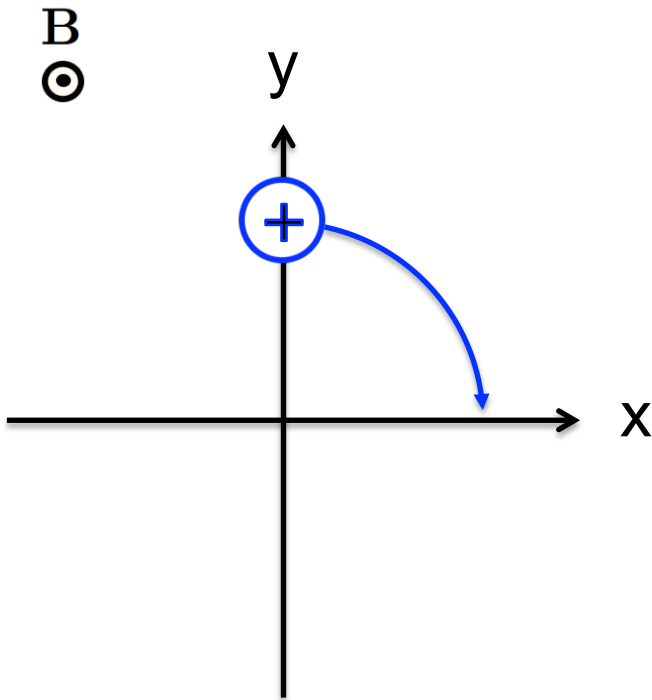
For a positively charged particle:

1. At $t = 0$,

$$x = 0 \quad y = r_L$$

2. At $t = \frac{\pi}{2} \frac{1}{\omega_c}$,

$$x = r_L \quad y = 0$$



Gyromotion of a Charged Particle In A Magnetic Field

$$x = r_L \sin(\omega_c t + \phi_0) + x_0 \quad y = \pm r_L \cos(\omega_c t + \phi_0) + y_0$$

Let's take $\phi_0 = 0$ and $x_0 = y_0 = 0$

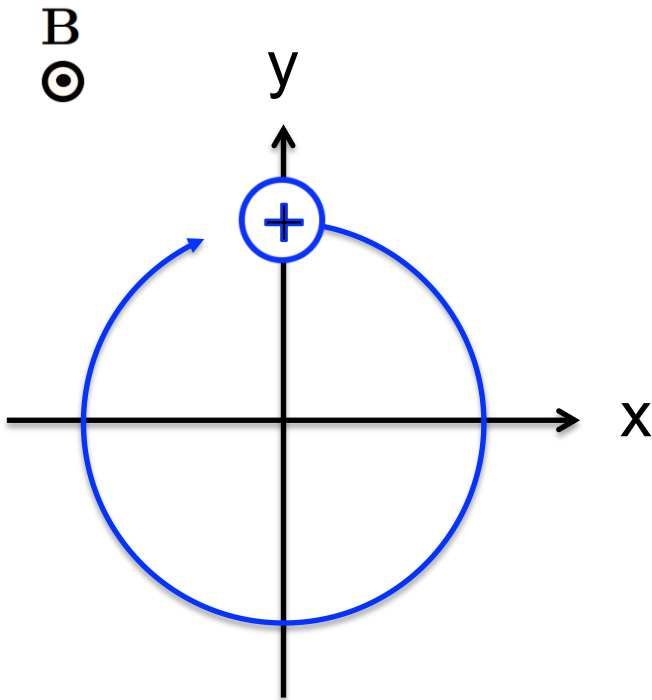
For a positively charged particle:

1. At $t = 0$,

$$x = 0 \quad y = r_L$$

2. At $t = \frac{\pi}{2} \frac{1}{\omega_c}$,

$$x = r_L \quad y = 0$$



Gyromotion of a Charged Particle In A Magnetic Field

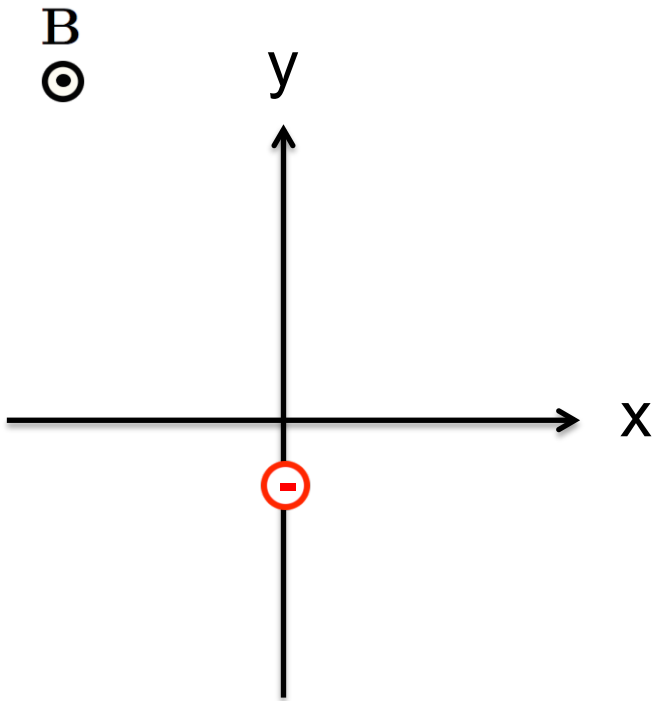
$$x = r_L \sin(\omega_c t + \phi_0) + x_0 \quad y = \pm r_L \cos(\omega_c t + \phi_0) + y_0$$

Let's take $\phi_0 = 0$ and $x_0 = y_0 = 0$

For a negatively charged particle:

1. At $t = 0$,

$$x = 0 \quad y = -r_L$$



Gyromotion of a Charged Particle In A Magnetic Field

$$x = r_L \sin(\omega_c t + \phi_0) + x_0 \quad y = \pm r_L \cos(\omega_c t + \phi_0) + y_0$$

Let's take $\phi_0 = 0$ and $x_0 = y_0 = 0$

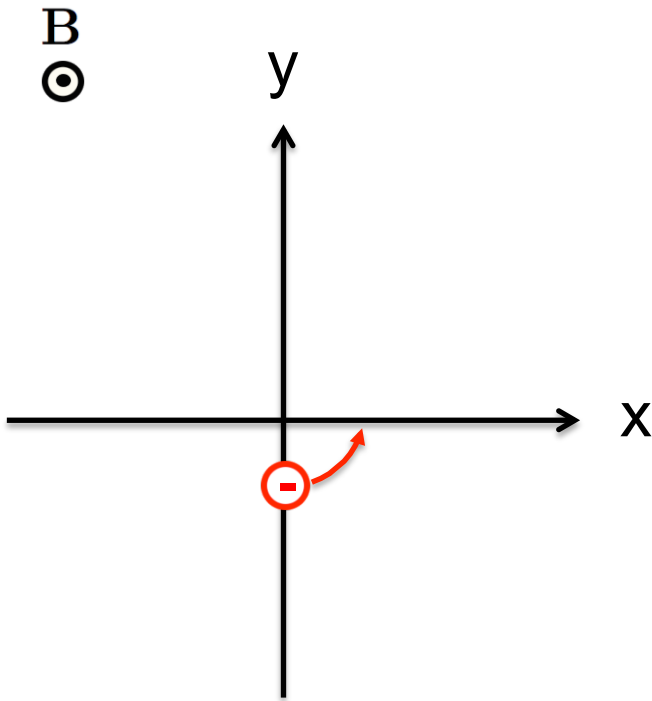
For a negatively charged particle:

1. At $t = 0$,

$$x = 0 \quad y = -r_L$$

2. At $t = \frac{\pi}{2} \frac{1}{\omega_c}$,

$$x = r_L \quad y = 0$$



Gyromotion of a Charged Particle In A Magnetic Field

$$x = r_L \sin(\omega_c t + \phi_0) + x_0 \quad y = \pm r_L \cos(\omega_c t + \phi_0) + y_0$$

Let's take $\phi_0 = 0$ and $x_0 = y_0 = 0$

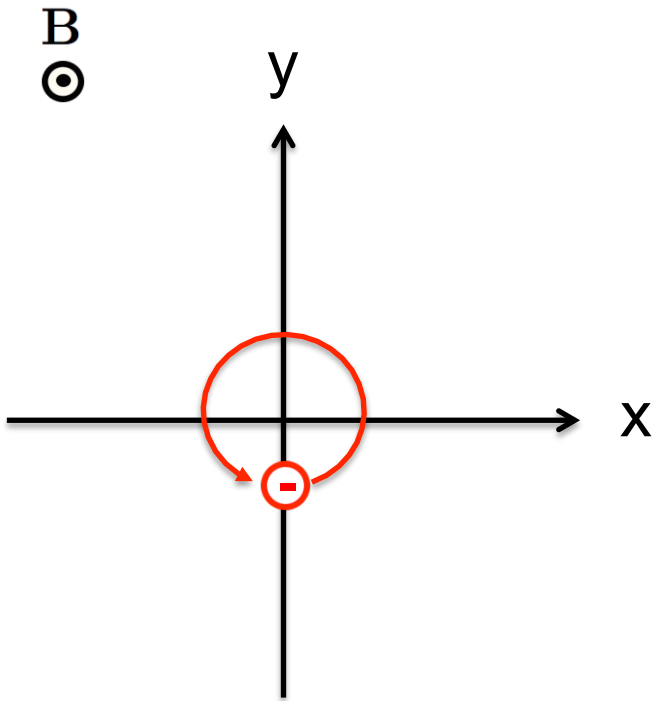
For a negatively charged particle:

1. At $t = 0$,

$$x = 0 \quad y = -r_L$$

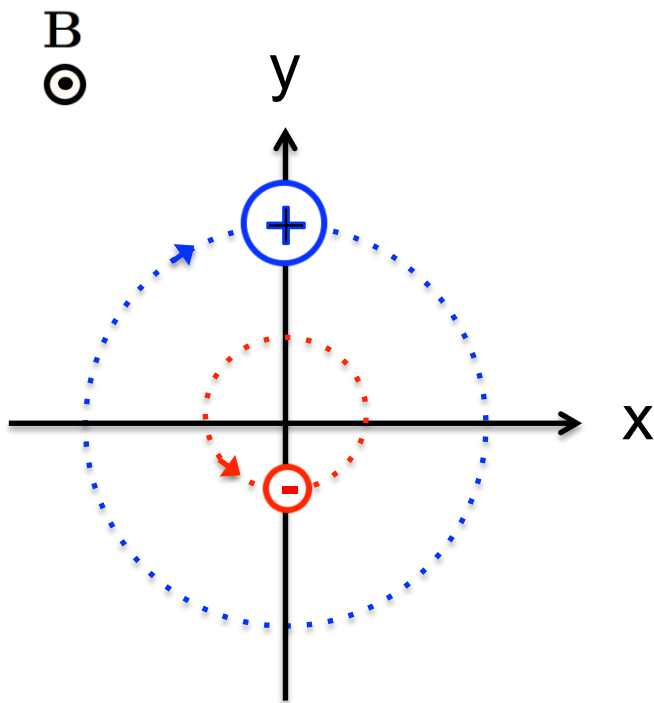
2. At $t = \frac{\pi}{2} \frac{1}{\omega_c}$,

$$x = r_L \quad y = 0$$



Gyromotion of Ions vs. Electrons

- The direction of gyromotion depends on the sign of the charge
- Ions generally have a much larger Larmor radius than electrons



In ITER, a typical deuterium ion with $T_i=10$ keV and $B=5$ Tesla would have

$$v_{Ti} = \sqrt{\frac{kT_i}{m_i}} \approx 700 \text{ km/s}$$

$$r_L \equiv \frac{mv_{\perp}}{|q|B} \approx 3 \text{ mm}$$

An electron with $T_e=10$ keV and $B=5$ Tesla has

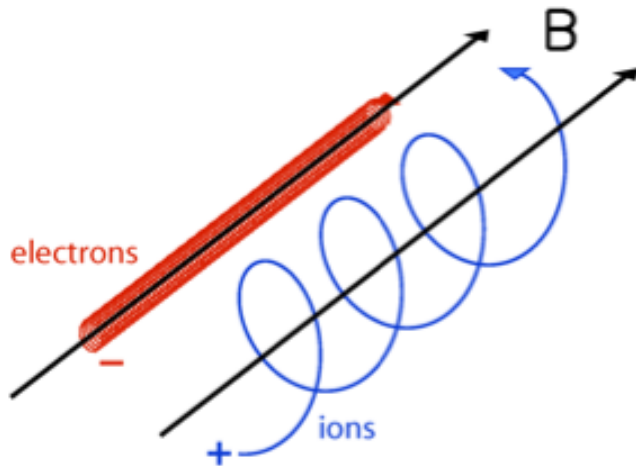
$$r_L \approx 0.05 \text{ mm} \quad (\text{60 times smaller})$$

Magnetic Confinement Devices Should Be Much Larger Than the Larmor Radius

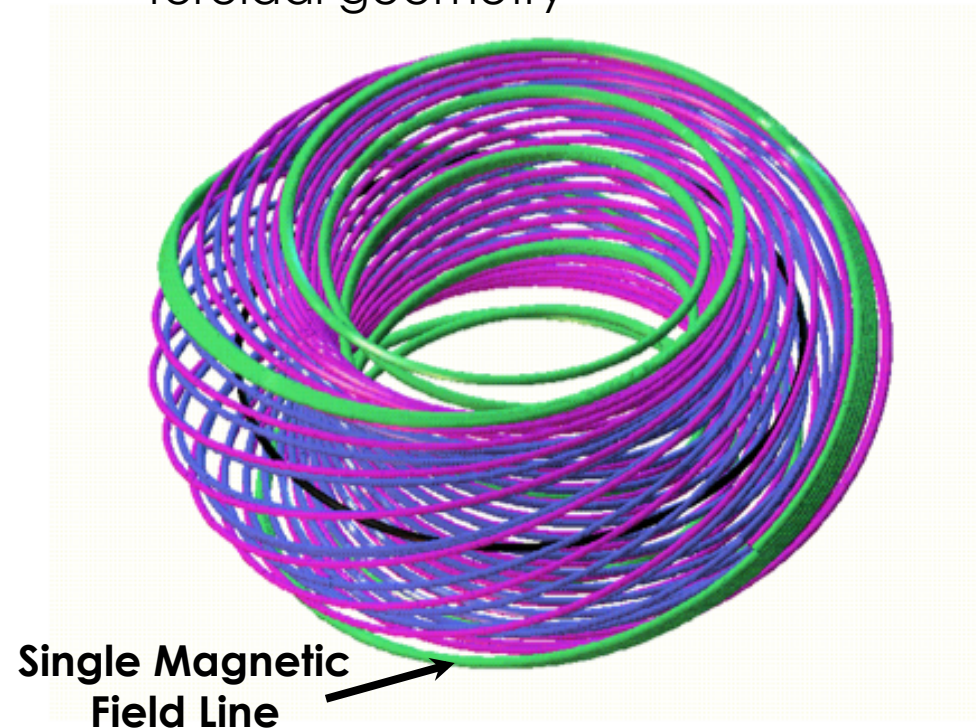
$$\mathbf{r} = [r_L \sin(\omega_c t + \phi_0) + x_0] \hat{\mathbf{x}} + [r_L \cos(\omega_c t + \phi_0) + y_0] \hat{\mathbf{y}} + [v_{\parallel} t + z_0] \hat{\mathbf{z}}$$

- Particles are confined **perpendicular** to the applied magnetic field

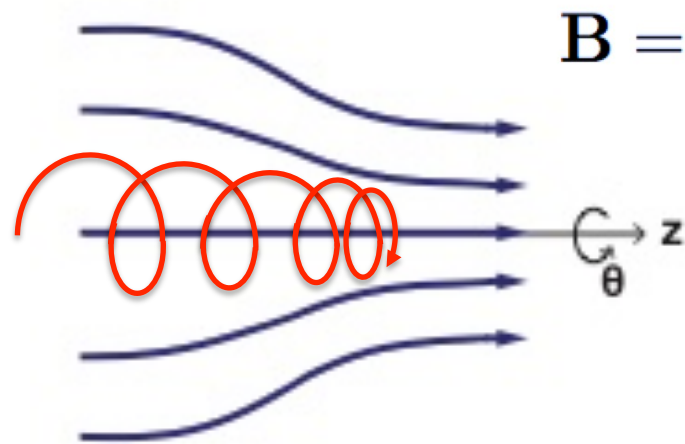
$$r_L = \frac{mv_{\perp}}{eB}$$



- Tokamak approach: **parallel** confinement is achieved through toroidal geometry



Magnetic Mirrors



$$\mathbf{B} = B_r \hat{\mathbf{r}} + B_z \hat{\mathbf{z}} \quad \mathbf{F} = q(\mathbf{v} \times \mathbf{B})$$

The B_r ends up causing additional acceleration in the z direction:

$$m \frac{dv_z}{dt} = -qv_\theta B_r$$

Result:

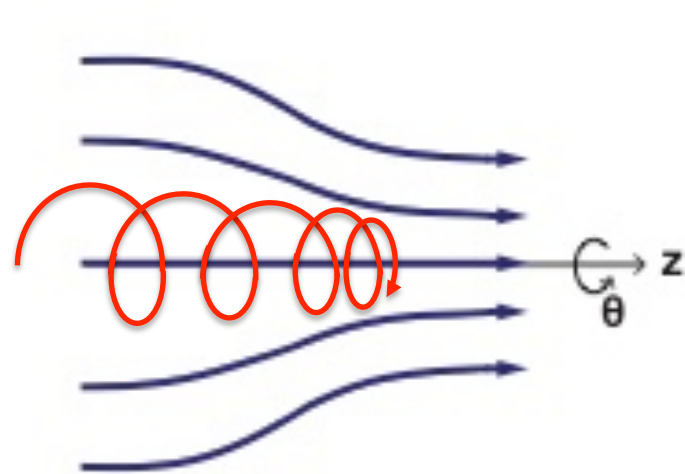
gyromotion + mirror force in the $-\hat{\mathbf{z}}$ direction

$$F_z = -\frac{mv_\perp^2}{2B} \frac{\partial B_z}{\partial z}$$

The magnetic moment is $\mu \equiv \frac{mv_\perp^2}{2B}$

mirror force $\mathbf{F}_\parallel = -\mu \nabla_\parallel B$

Magnetic Moment Is Conserved



$$\mathbf{F}_{\parallel} = -\mu \nabla_{\parallel} B \quad \mu \equiv \frac{mv_{\perp}^2}{2B}$$

The magnetic moment is a constant of motion

$$m \frac{dv_{\parallel}}{dt} = -\mu v_{\parallel} \frac{\partial B}{\partial s}$$

← s is the coordinate along the field line

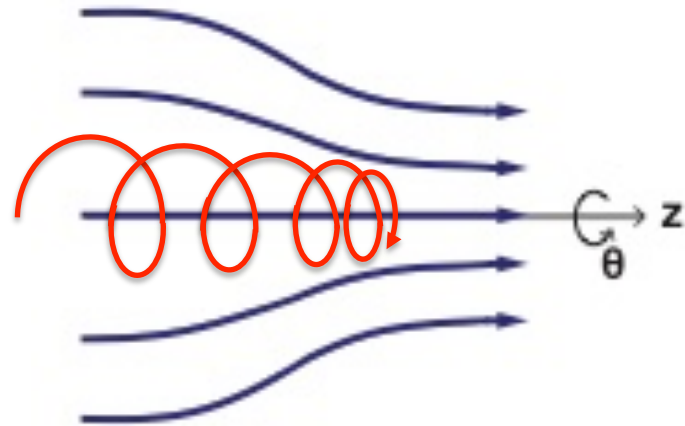
We can write $\frac{dB}{dt} = \frac{\partial B}{\partial s} \frac{ds}{dt}$ ← this is v_{\parallel}

Then $\frac{d}{dt} \left(\frac{1}{2} m v_{\parallel}^2 \right) = -\mu \frac{dB}{dt}$

We also have conservation of energy: $\frac{d}{dt} \left(\frac{1}{2} m v_{\parallel}^2 + \frac{1}{2} m v_{\perp}^2 \right) = 0$ ← this is μB

→ $B \frac{d\mu}{dt} = 0$

More Insight Into Magnetic Mirrors




$$\mu \equiv \frac{mv_{\perp}^2}{2B} \quad \frac{d\mu}{dt} = 0$$

1. As the particle moves to stronger B , v_{\perp} must increase.
2. Since energy is conserved, v_{\parallel} must decrease.
3. If B is strong enough, $v_{\parallel} \rightarrow 0$ and the particle is reflected.

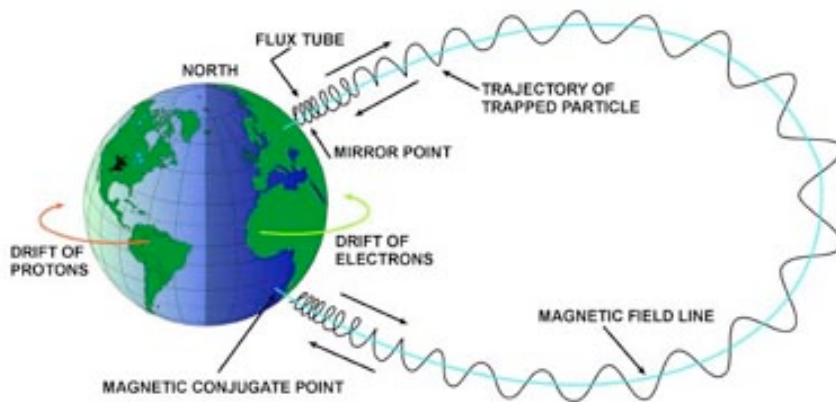
$$E_o = \frac{1}{2}mv_{\parallel}^2 + \frac{1}{2}mv_{\perp}^2 \quad v_{\parallel} = \pm \sqrt{\frac{2}{m}(E_o - \mu B)}$$

The particle is reflected when $E_o \leq \mu B$

Magnetic Mirror Confinement In Action



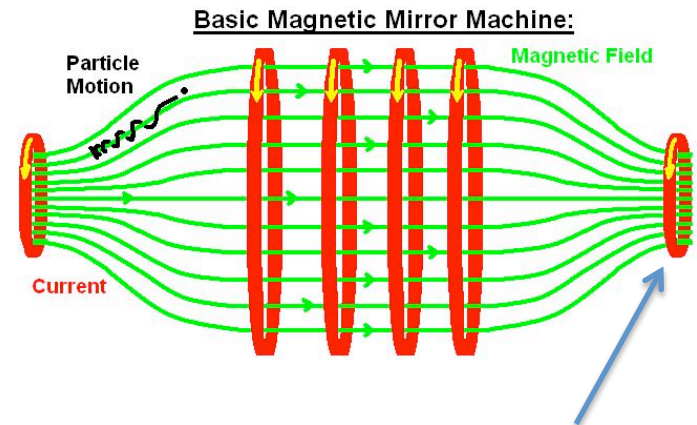
Multicusp Confinement Devices



Charged particles can be trapped by Earth's magnetic field

Early Fusion Experiments

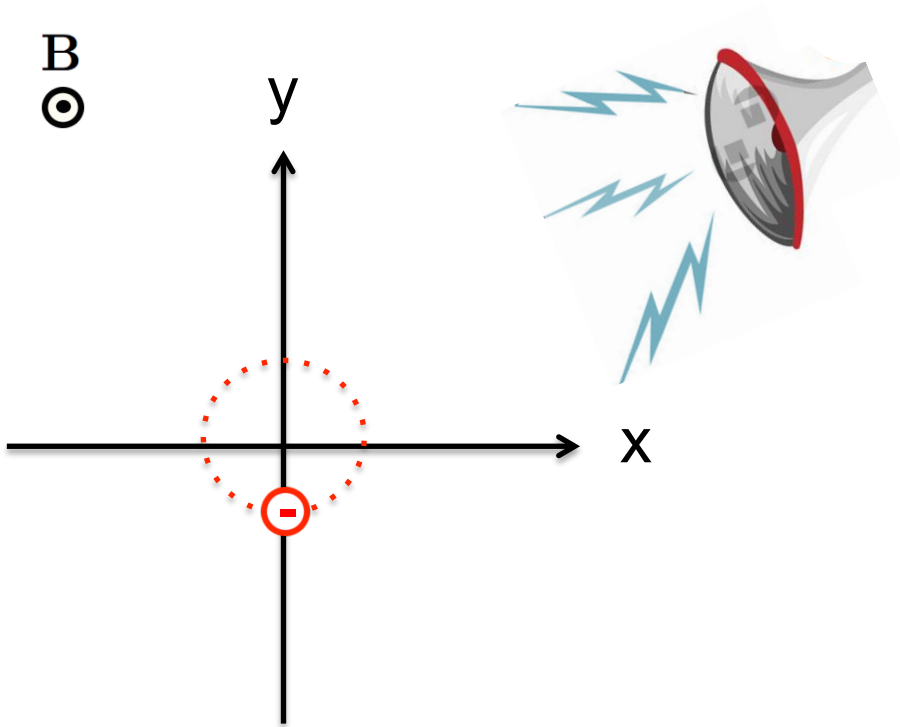
Ex: Tandem Mirror Experiment (LLNL, 1980's) and other variants (Polywell devices)



Particles with enough $v_{||}$ can still escape

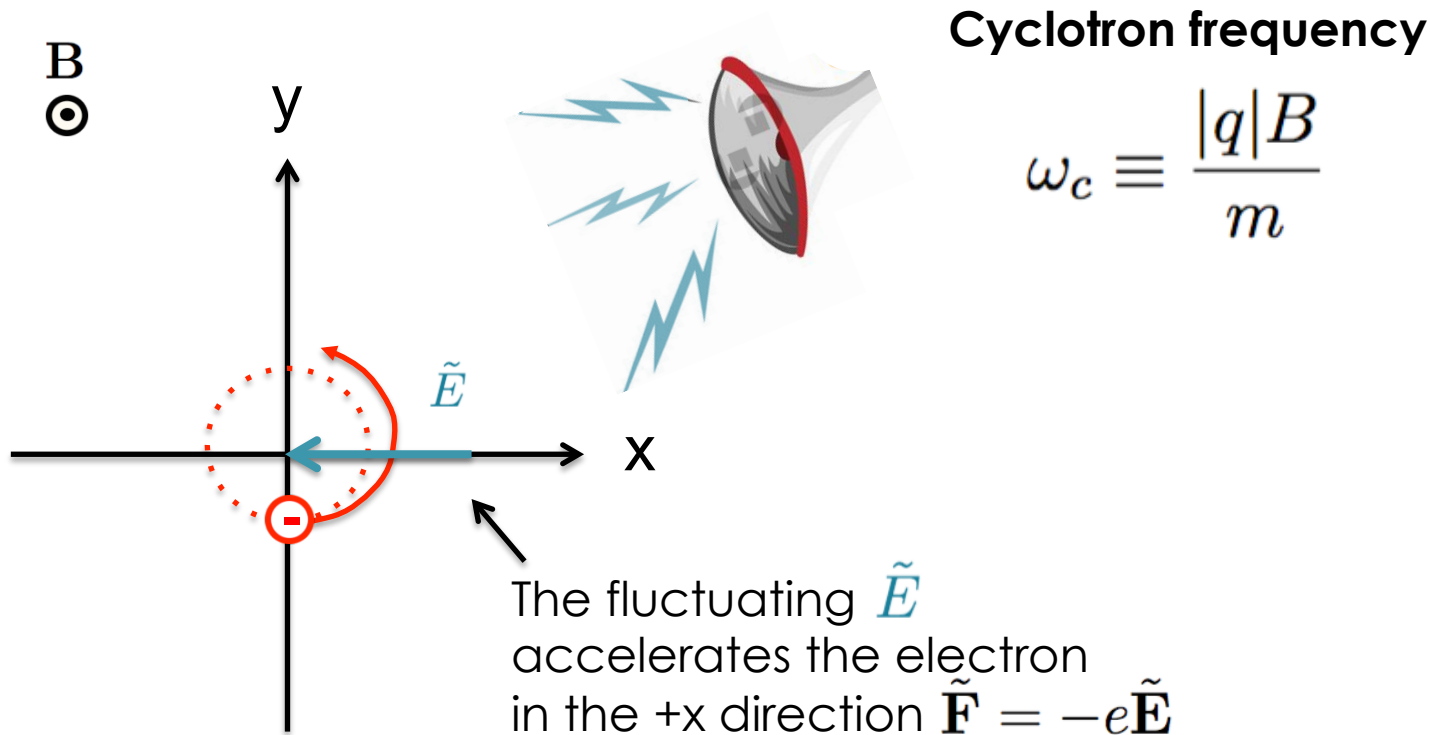
Time-varying Electric and Magnetic Fields Can Be Used To Accelerate & Heat Particles

- A high frequency electro-magnetic field can be used to accelerate electrons or ions.



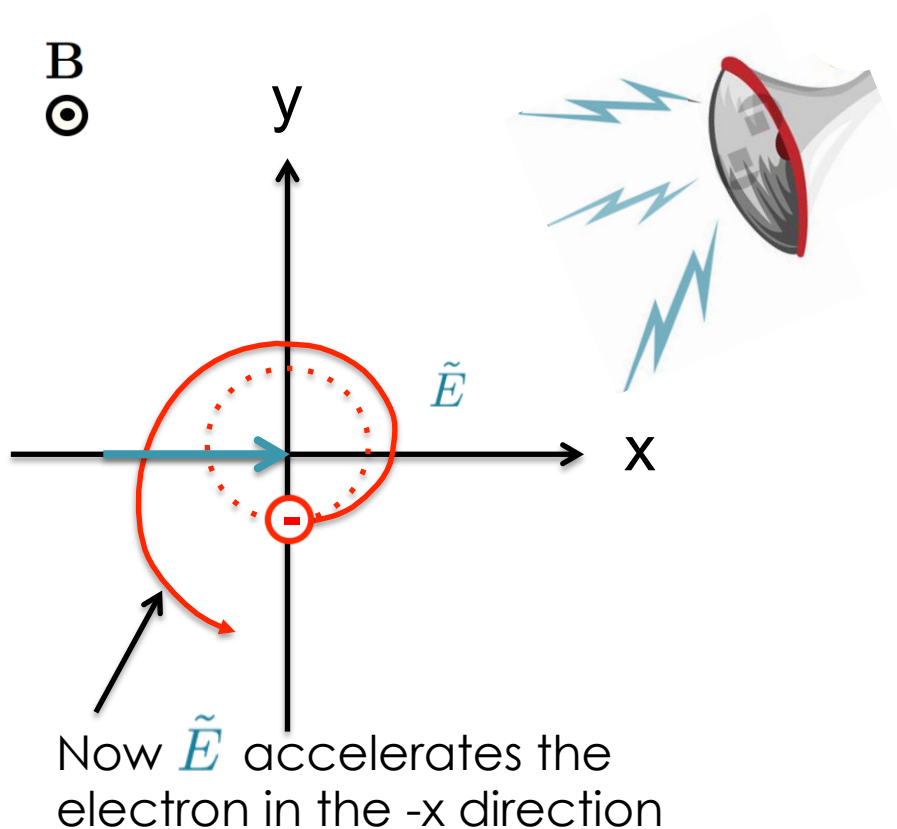
Time-varying Electric and Magnetic Fields Can Be Used To Accelerate & Heat Particles

- A high frequency electro-magnetic field can be used to accelerate electrons or ions.
- Particle gains energy as the applied electric field component oscillates at the cyclotron frequency (“in-phase” with the gyro-orbit).



Time-varying Electric and Magnetic Fields Can Be Used To Accelerate & Heat Particles

- A high frequency electro-magnetic field can be used to accelerate electrons or ions.
- Particle gains energy as the applied electric field component oscillates at the cyclotron frequency (“in-phase” with the gyro-orbit).

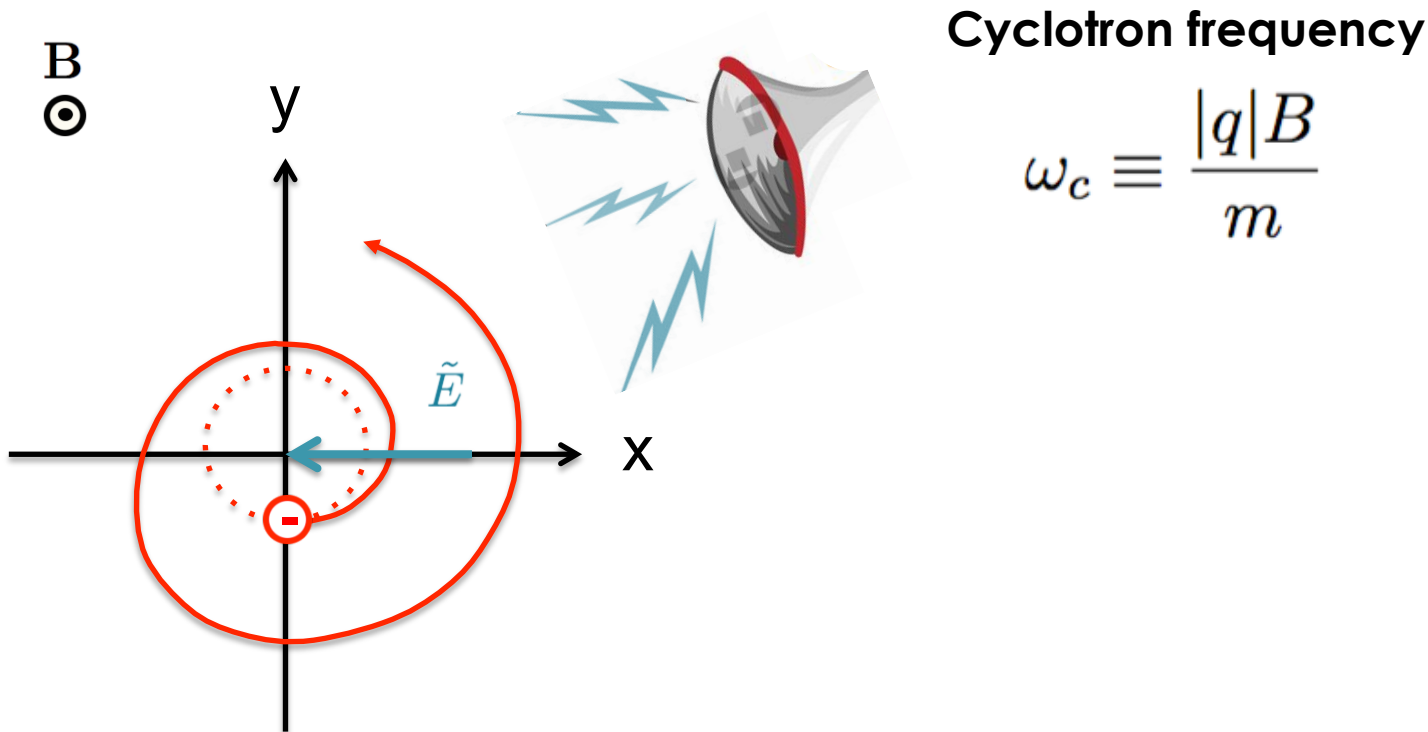


Cyclotron frequency

$$\omega_c \equiv \frac{|q|B}{m}$$

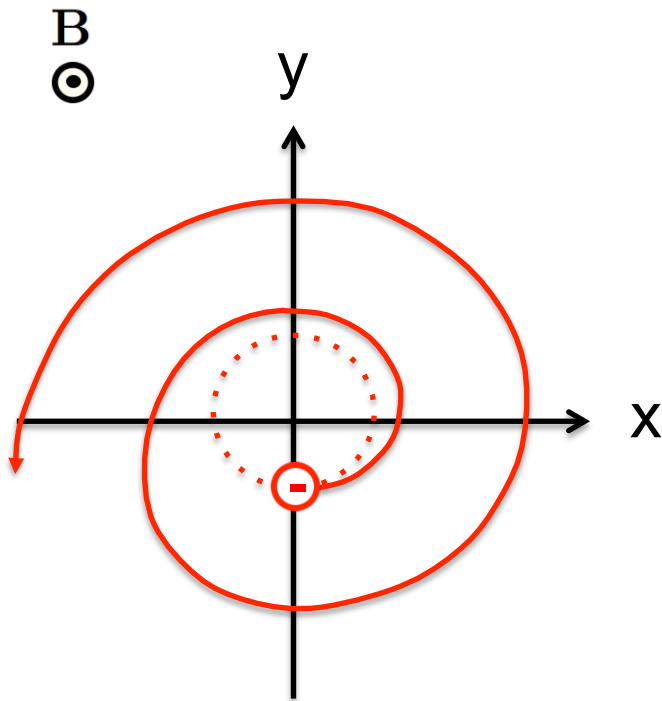
Time-varying Electric and Magnetic Fields Can Be Used To Accelerate & Heat Particles

- A high frequency electro-magnetic field can be used to accelerate electrons or ions.
- Particle gains energy as the applied electric field component oscillates at the cyclotron frequency (“in-phase” with the gyro-orbit).



The Cyclotron Frequency is Important for Cyclotron Resonance Heating

- A high frequency electro-magnetic field can be used to accelerate electrons or ions.
- Particle gains energy as the applied electric field component oscillates at the cyclotron frequency (“in-phase” with the gyro-orbit).



Cyclotron frequency

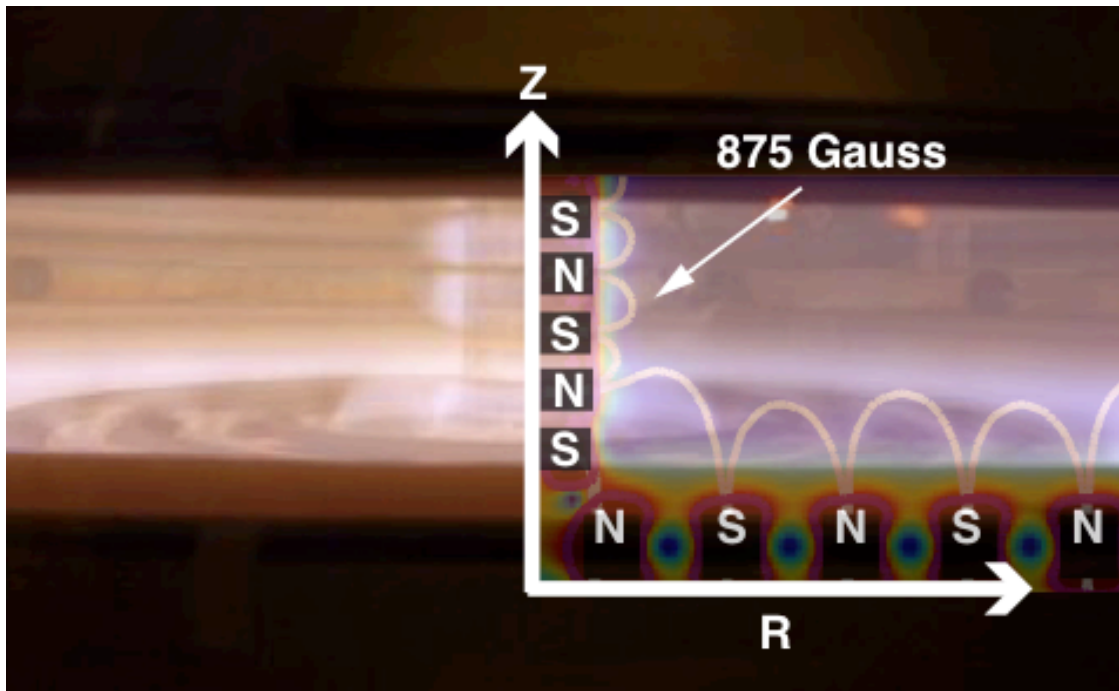
$$\omega_c \equiv \frac{|q|B}{m}$$

Ex: For an electron, what B corresponds to 2.45 GHz (microwave oven frequency)?

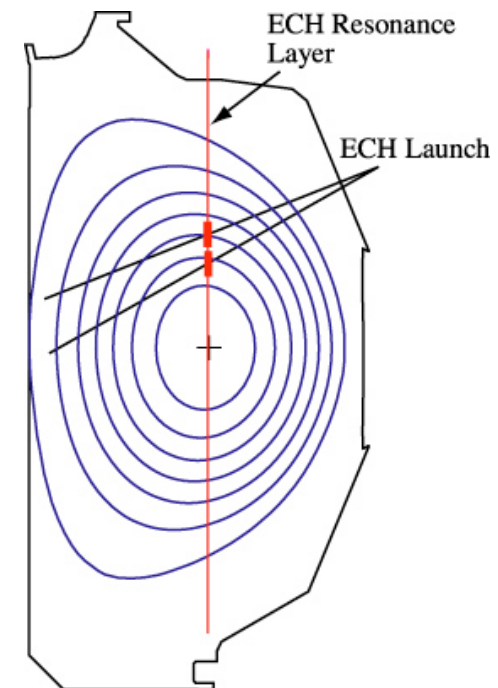
$$f = \frac{\omega_{ce}}{2\pi} = 2.45 \text{ GHz} \rightarrow B = 875 \text{ Gauss}$$

Example of Cyclotron Heating in Action

Electron Cyclotron Heating In A Plasma
Experiment at UW-Madison
(2.45 GHz, $B=875$ Gauss)



In the DIII-D tokamak, use
110 GHz second harmonic
heating ($B \sim 2$ Tesla)



Other Practical Applications: EM Emission from Charged Particle Acceleration

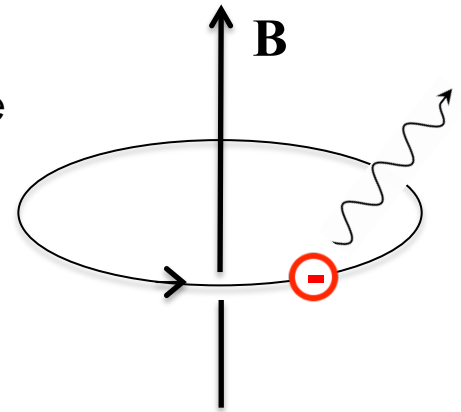
- **Electron cyclotron emission (measure T_e profiles)**

Produced by acceleration of gyrating charged particle
EM radiation emitted at discrete frequencies:

$$\omega = n\omega_{ce} \quad \omega_{ce} = \frac{eB}{m_e}$$

Detected radiated power is proportional to T_e :

$$I(\omega) = \frac{\omega^2 k T_e}{8\pi^3 c^2}$$

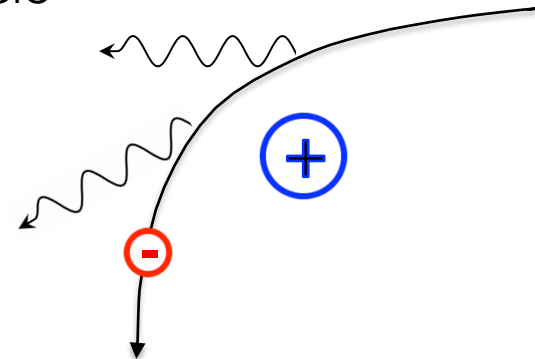


- **Bremsstrahlung emission**

Produced by deceleration of deflected charged particle

$$I(\omega) \propto \frac{n_e^2 Z_{eff} g}{\sqrt{T_e}} \exp\left(-\frac{\hbar\omega}{kT_e}\right)$$

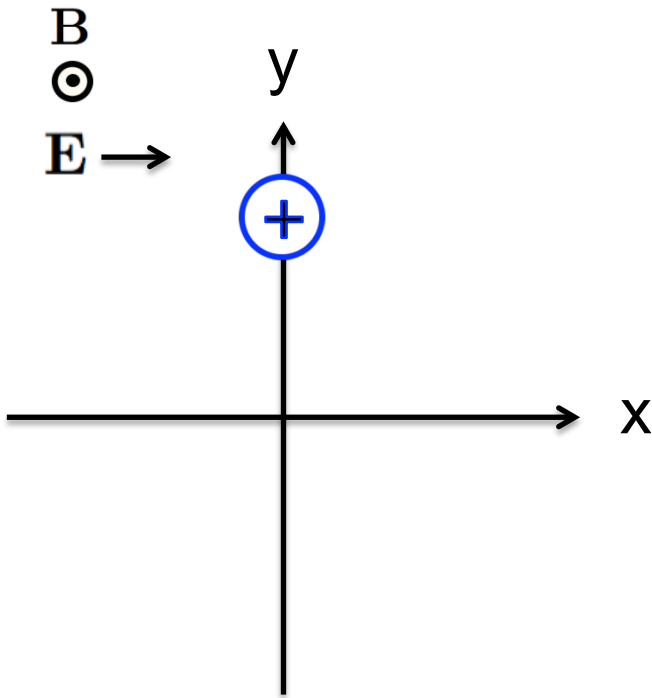
Radiated power depends on n_e , T_e , charge state Z_{eff}
(can be used to measure Z_{eff})



Next Simplest Case to Analyze: Constant, Uniform Electric Field Perpendicular to Magnetic Field

$$\mathbf{F} = q(\mathbf{E} + \mathbf{v} \times \mathbf{B})$$

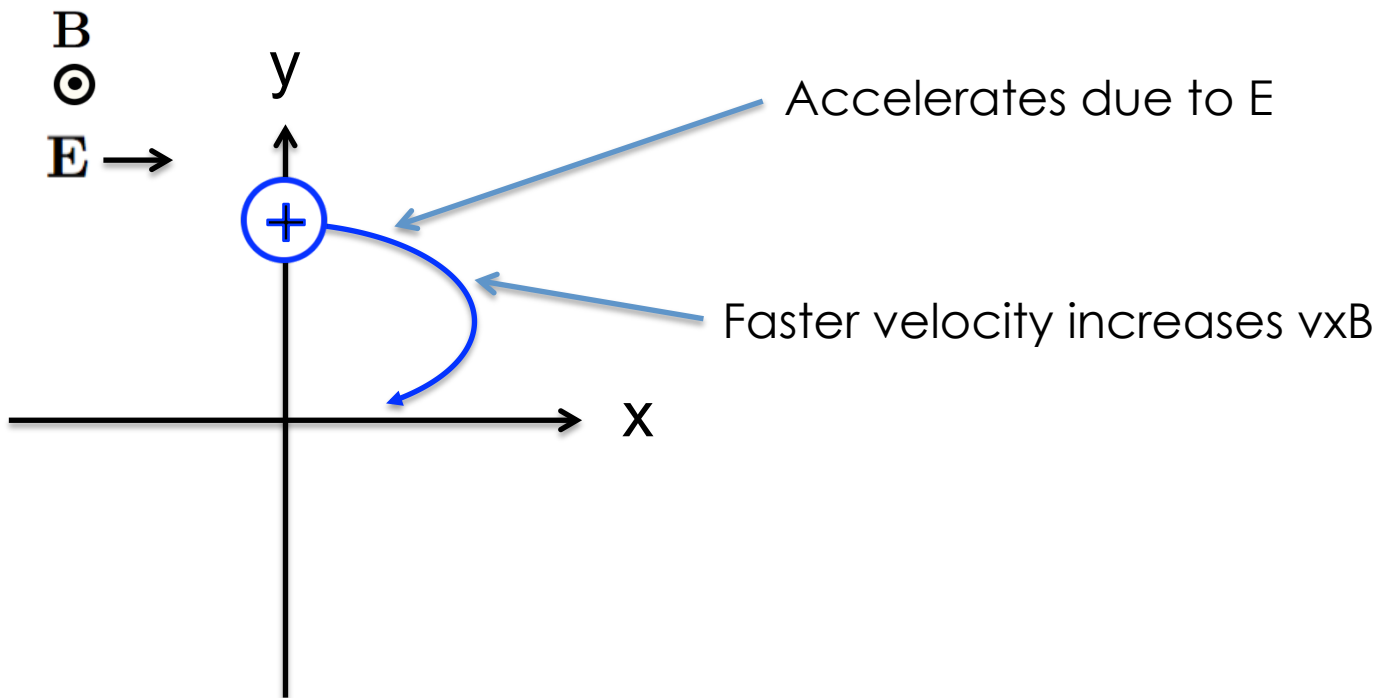
$$\mathbf{E} = E_x \hat{\mathbf{x}} \quad \mathbf{B} = B_z \hat{\mathbf{z}}$$



Next Simplest Case to Analyze: Constant, Uniform Electric Field Perpendicular to Magnetic Field

$$\mathbf{F} = q(\mathbf{E} + \mathbf{v} \times \mathbf{B})$$

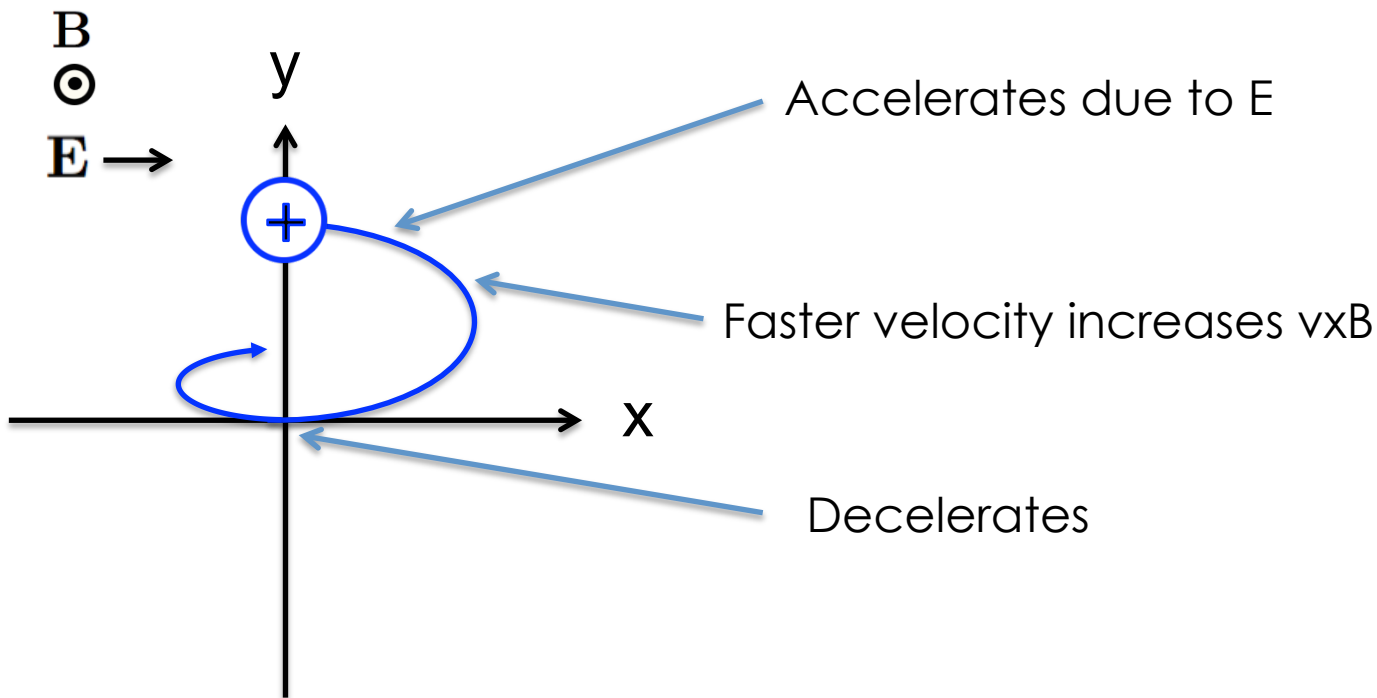
$$\mathbf{E} = E_x \hat{\mathbf{x}} \quad \mathbf{B} = B_z \hat{\mathbf{z}}$$



Next Simplest Case to Analyze: Constant, Uniform Electric Field Perpendicular to Magnetic Field

$$\mathbf{F} = q(\mathbf{E} + \mathbf{v} \times \mathbf{B})$$

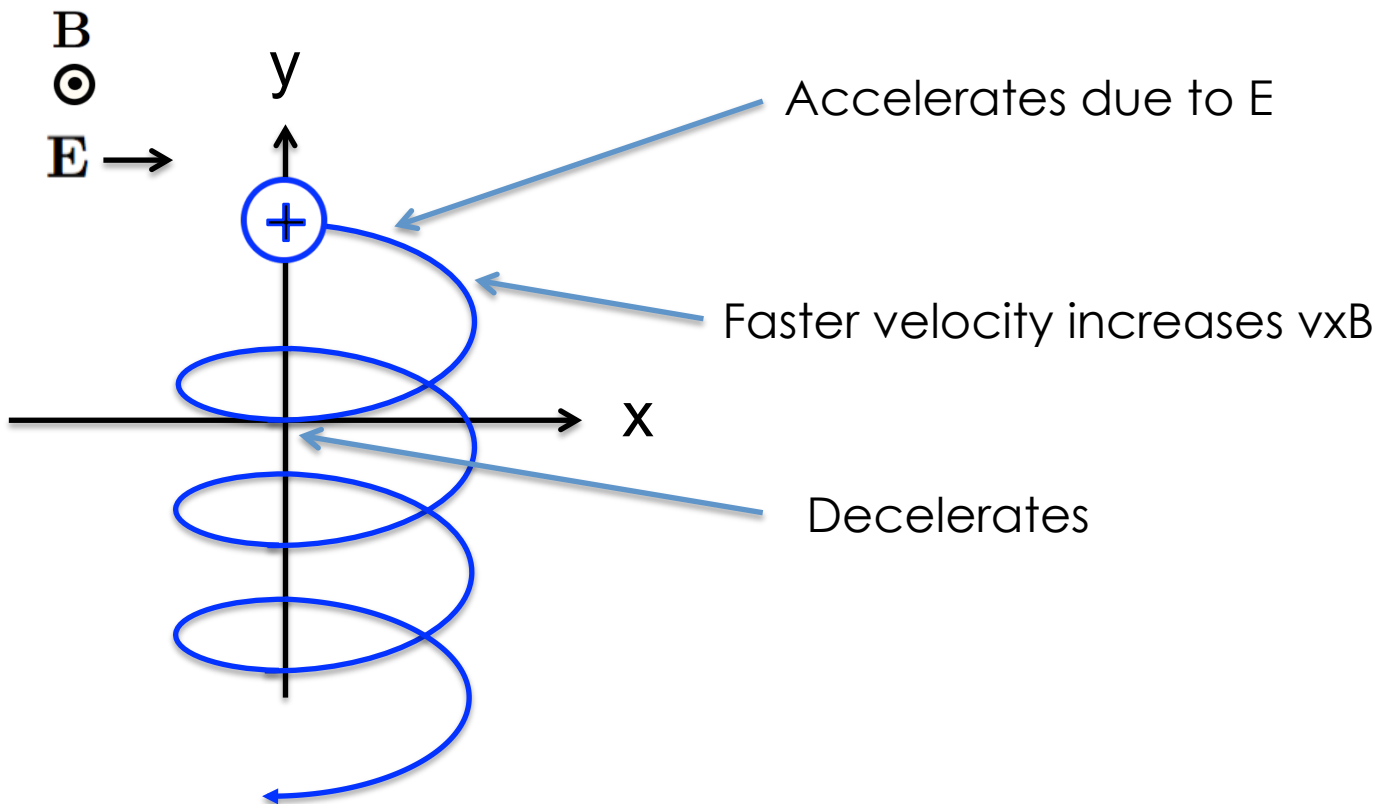
$$\mathbf{E} = E_x \hat{\mathbf{x}} \quad \mathbf{B} = B_z \hat{\mathbf{z}}$$



Next Simplest Case to Analyze: Constant, Uniform Electric Field Perpendicular to Magnetic Field

$$\mathbf{F} = q(\mathbf{E} + \mathbf{v} \times \mathbf{B})$$

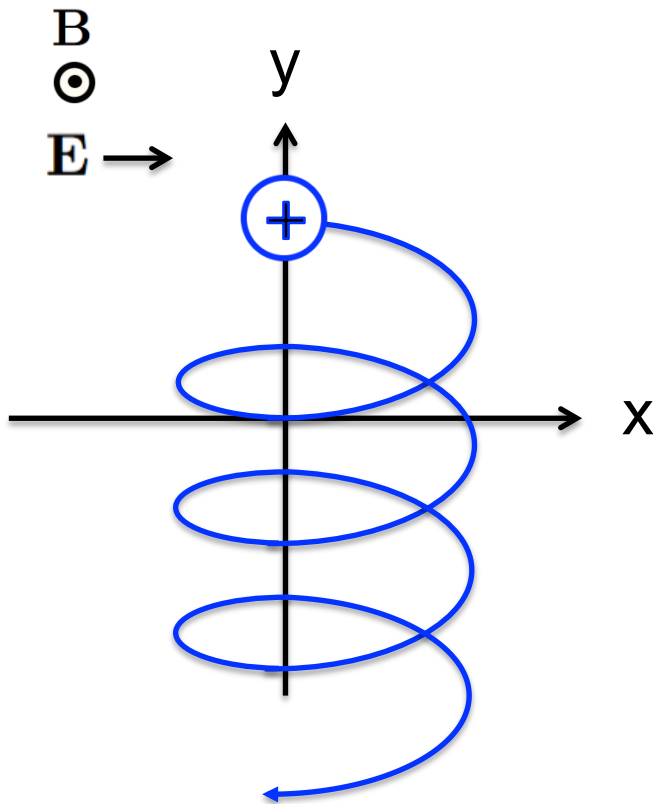
$$\mathbf{E} = E_x \hat{\mathbf{x}} \quad \mathbf{B} = B_z \hat{\mathbf{z}}$$



Next Simplest Case to Analyze: Constant, Uniform Electric Field Perpendicular to Magnetic Field

$$\mathbf{F} = q(\mathbf{E} + \mathbf{v} \times \mathbf{B})$$

$$\mathbf{E} = E_x \hat{\mathbf{x}} \quad \mathbf{B} = B_z \hat{\mathbf{z}}$$



$$\dot{v}_x = \frac{q}{m} (v_y B_z + E_x)$$

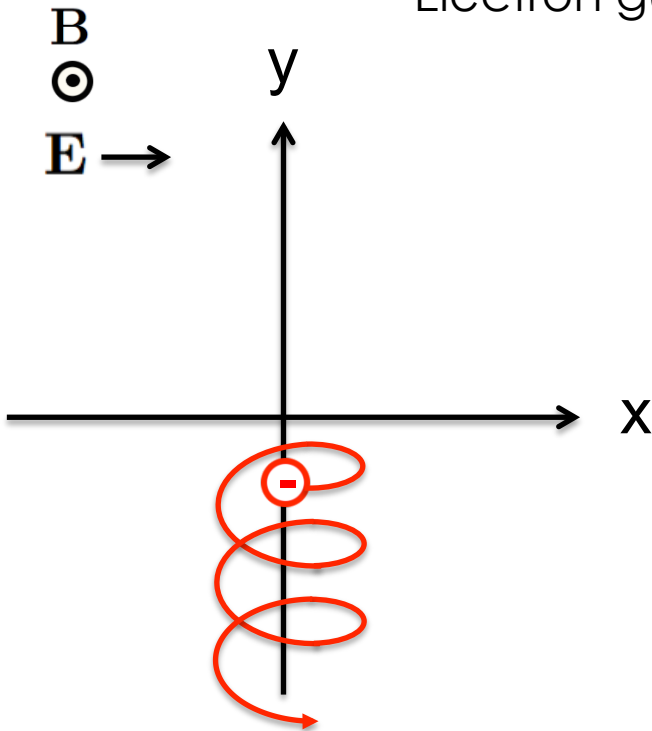
$$v_y = \mp v_{\perp} \sin \left(\frac{|q| B_z}{m} t + \phi_0 \right) - \frac{E_x}{B_z}$$

Ion guiding center drifts in the direction $-\hat{\mathbf{y}}$

Guiding Center Drift Due to $\mathbf{E} \times \mathbf{B}$

$$v_y = \mp v_{\perp} \sin \left(\frac{|q| B_z}{m} t + \phi_0 \right) - \frac{E_x}{B_z}$$

Electron guiding center also drifts in the direction $-\hat{\mathbf{y}}$



The $\mathbf{E} \times \mathbf{B}$ drift can be written more generally as

$$\mathbf{v}_{\mathbf{E}} = \frac{\mathbf{E} \times \mathbf{B}}{B^2}$$

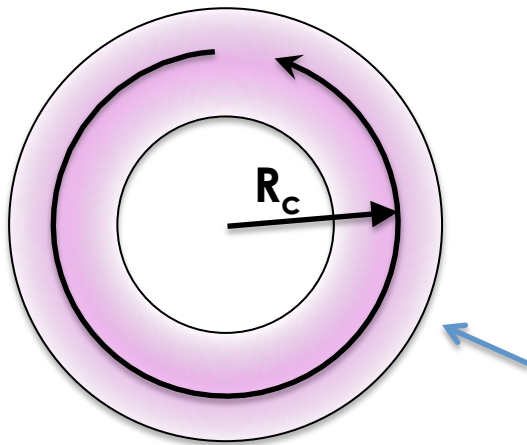
- $\mathbf{E} \times \mathbf{B}$ drift is independent of charge and mass
- Both electrons and ions move together

Other Forces Can Cause Guiding Center Drift

- Any force perpendicular to \mathbf{B} can cause particles to drift

Drift due to force:
$$\mathbf{v}_d = \frac{1}{q} \frac{\mathbf{F} \times \mathbf{B}}{B^2}$$

Examples of forces: $\mathbf{F}_g = m\mathbf{g}$ gravity



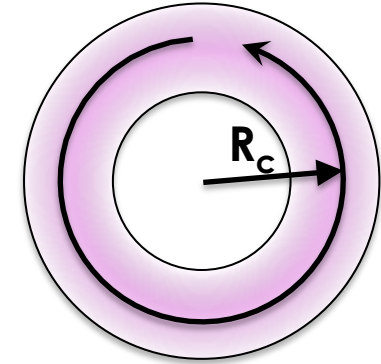
$$\mathbf{F}_{cf} = \frac{mv_{\parallel}^2}{R_c} \hat{\mathbf{r}} \quad \text{centrifugal}$$

- Bend the magnetic field into a donut shape
- No end losses because the field lines go around and close on themselves
- BUT a particle following a toroidal magnetic field would experience \mathbf{F}_{cf}

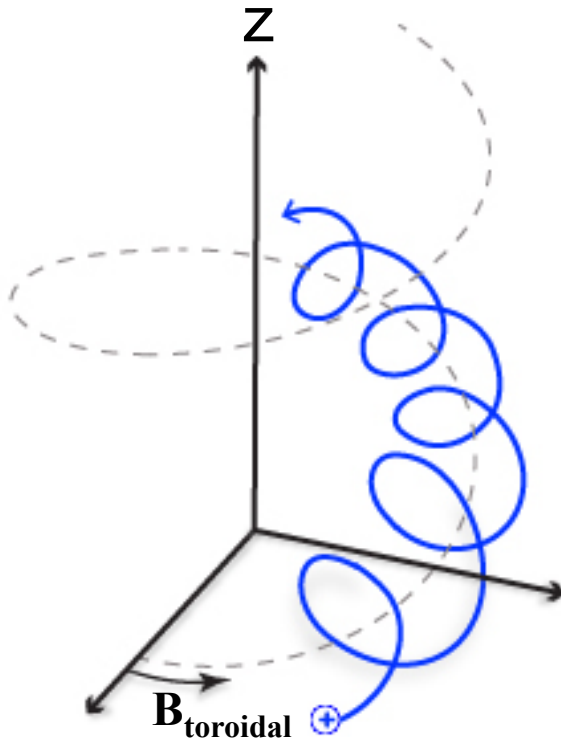
Curvature Drift Due to Bending Field Lines

The outward centrifugal force causes curvature drift

$$\mathbf{F}_{\text{cf}} = \frac{mv_{\parallel}^2}{R_c} \hat{\mathbf{r}}$$



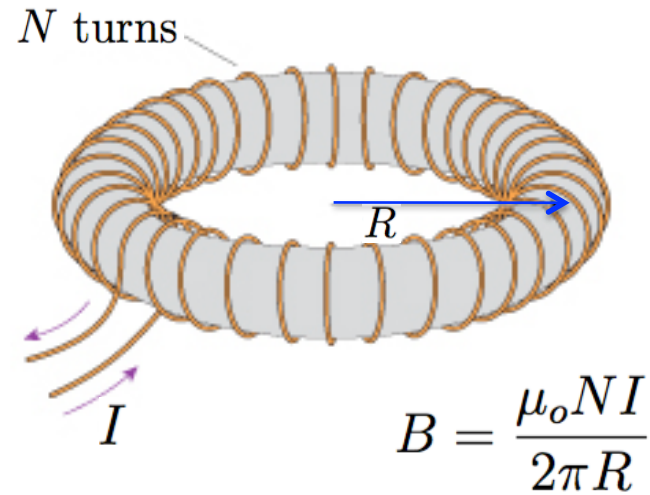

$$\mathbf{V}_R = \frac{mv_{\parallel}^2}{qB^2} \frac{\mathbf{R}_c \times \mathbf{B}}{R_c^2}$$



A particle moving along a curved field line will drift up or down, depending on the sign of the charge

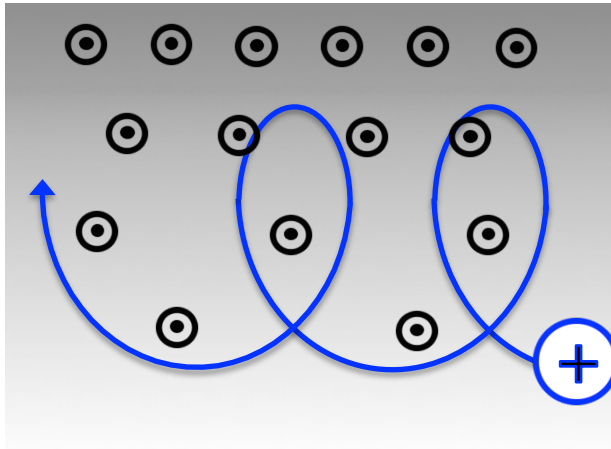
Spatially Varying Magnetic Field Strength Also Causes Drift

B

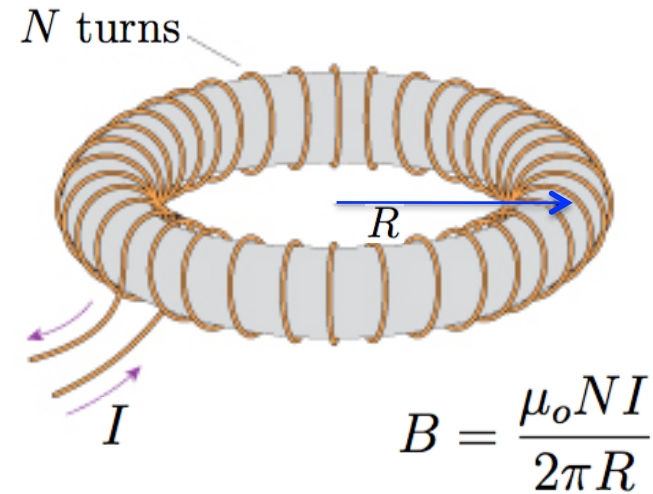


Spatially Varying Magnetic Field Strength Also Causes Drift

B



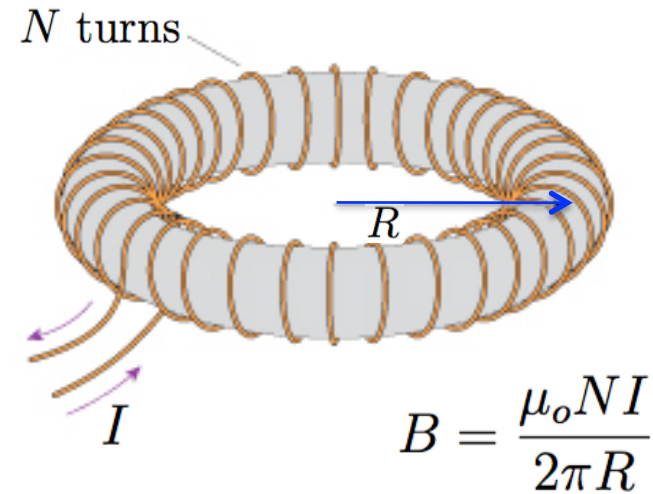
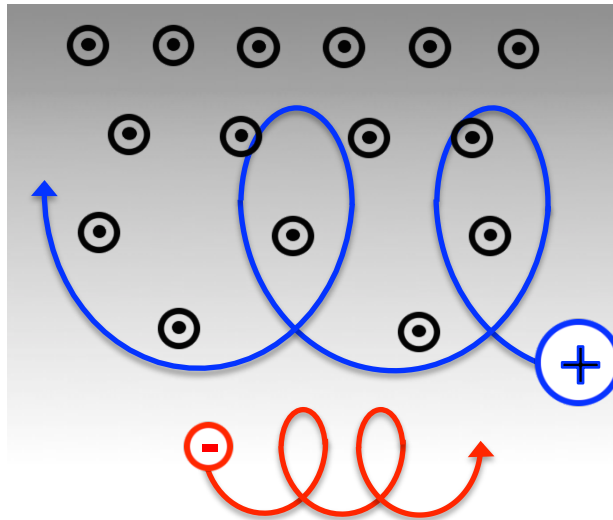
∇B



- The gyro-radius will be larger where the field is weaker and smaller where the field is stronger

Spatially Varying Magnetic Field Strength Also Causes Drift

B



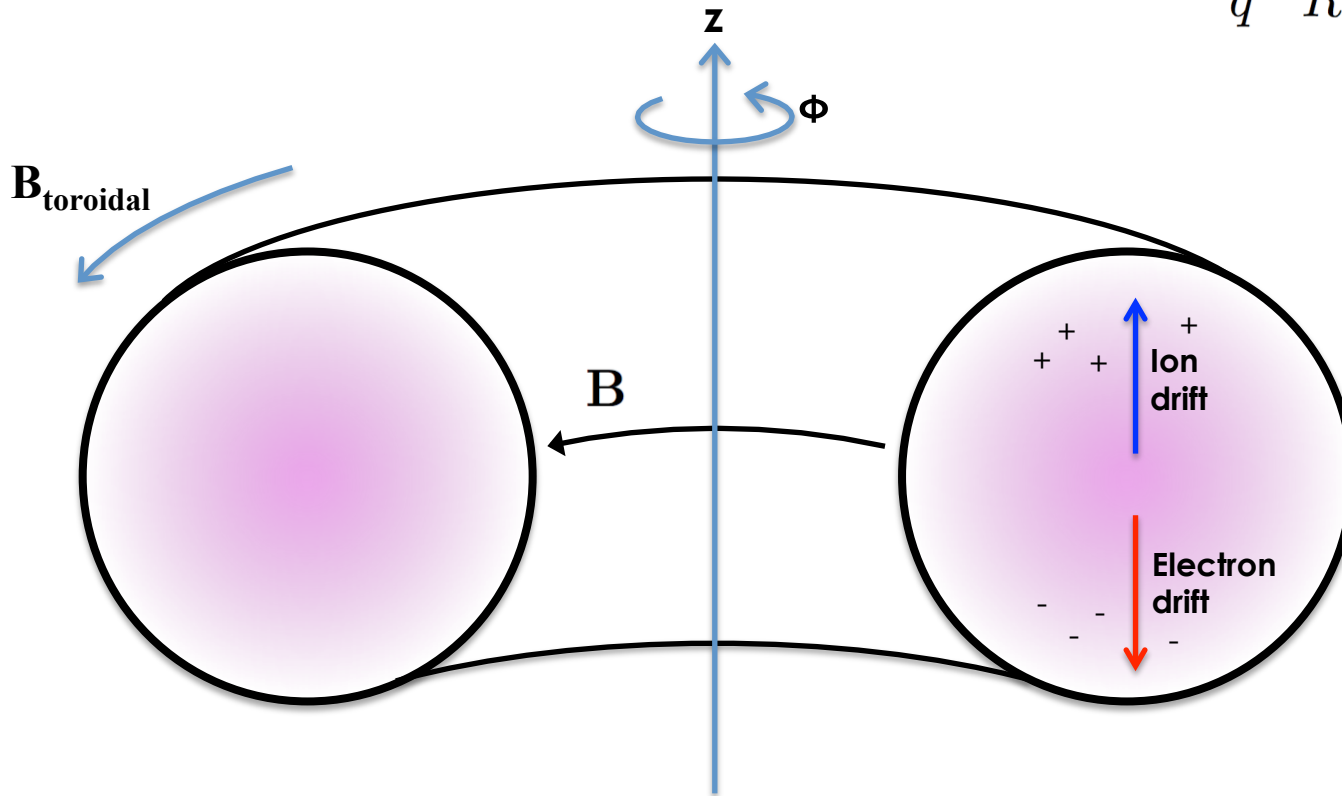
- The gyro-radius will be larger where the field is weaker and smaller where the field is stronger
- The resulting drift velocity is described by:

$$\mathbf{V}_{\nabla B} = \frac{mv_{\perp}^2}{2qB} \frac{\mathbf{B} \times \nabla B}{B^2}$$

What Happens To Charged Particles In A Purely Toroidal Magnetic Field?

- Charged particles in a curved magnetic field will experience both ∇B and curvature drift: these effects add

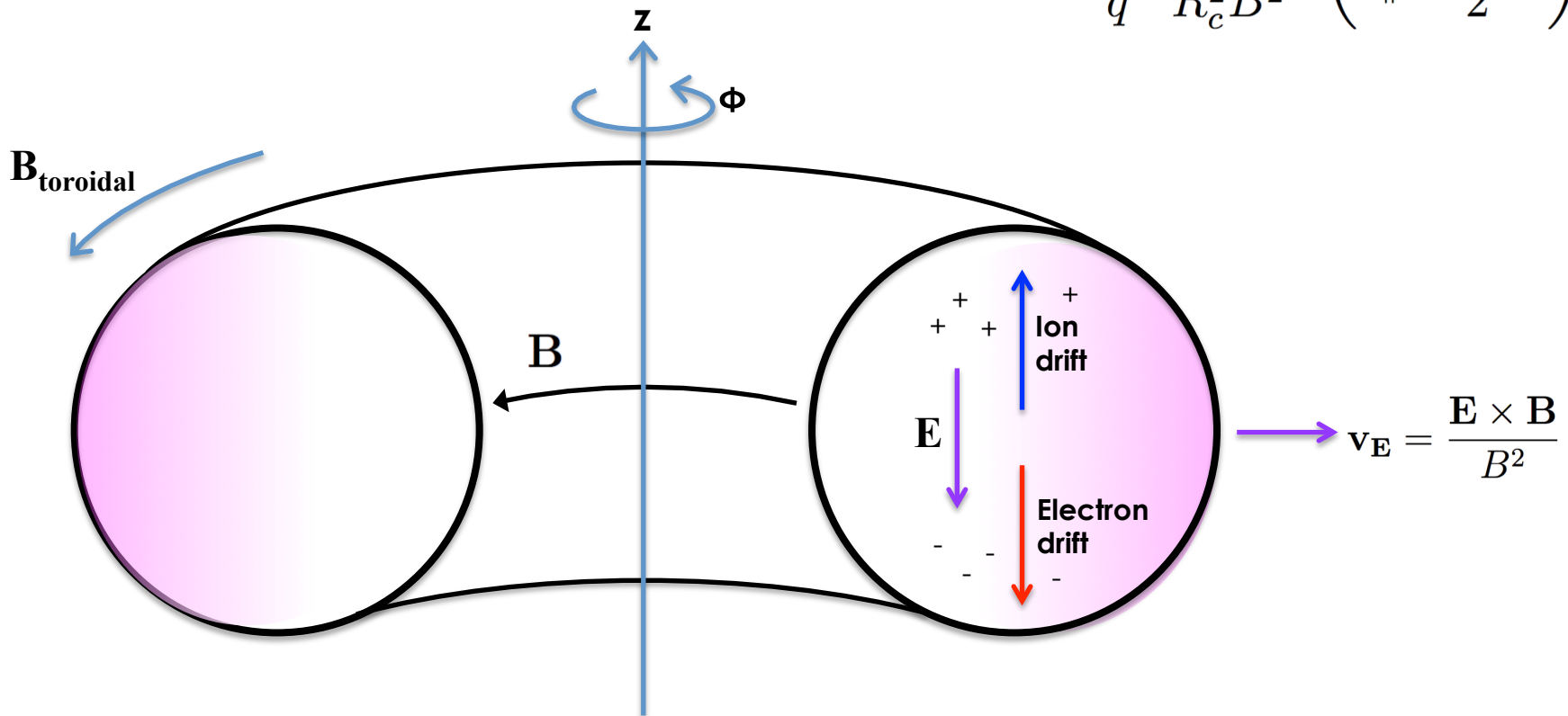
$$\mathbf{V}_R + \mathbf{V}_{\nabla B} = \frac{m}{q} \frac{\mathbf{R}_c \times \mathbf{B}}{R_c^2 B^2} \left(v_{\parallel}^2 + \frac{1}{2} v_{\perp}^2 \right)$$



Charged Particles Will Drift Outward

- Charged particles in a curved magnetic field will experience both ∇B and curvature drift

$$\mathbf{V}_R + \mathbf{V}_{\nabla B} = \frac{m}{q} \frac{\mathbf{R}_c \times \mathbf{B}}{R_c^2 B^2} \left(v_{\parallel}^2 + \frac{1}{2} v_{\perp}^2 \right)$$



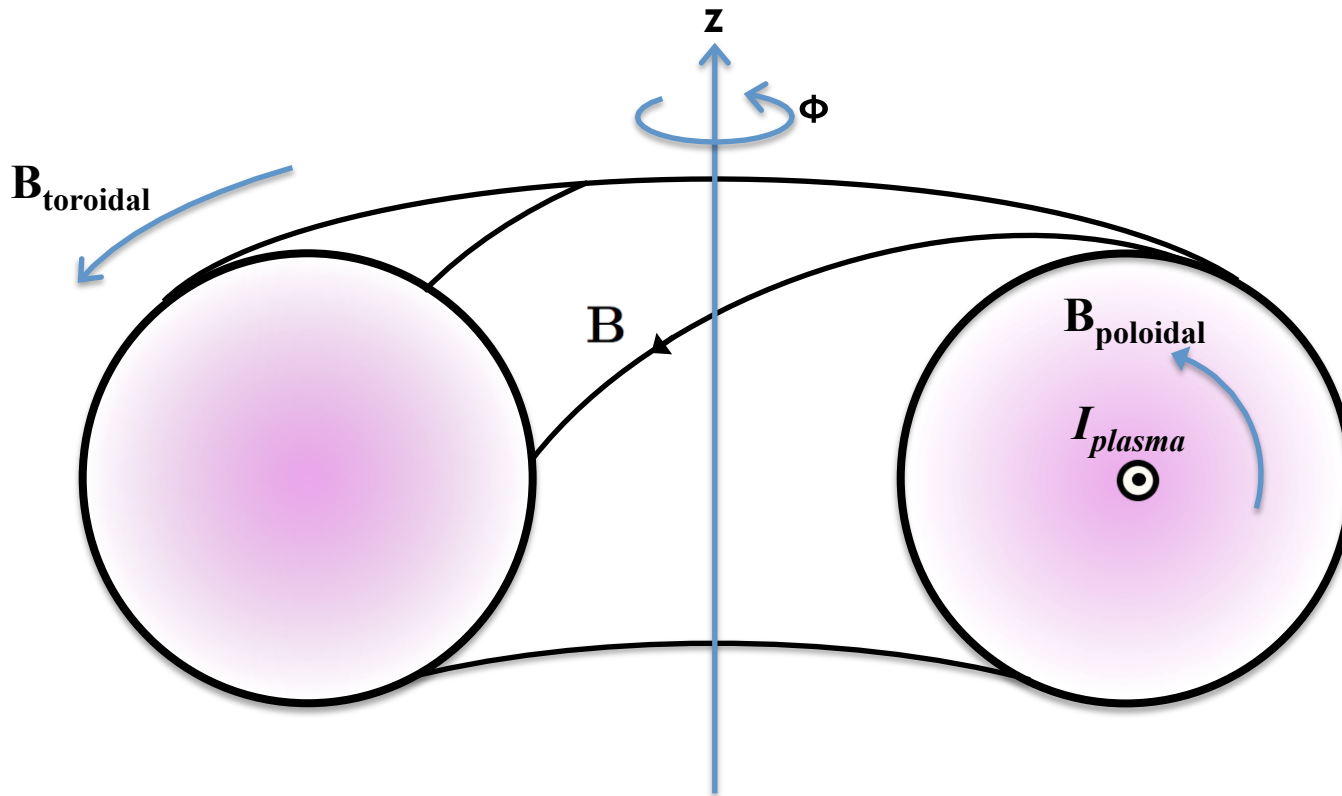
- This means that no matter what, particles in a torus with a purely toroidal field will drift radially out and hit the walls.

Tokamak Solution: Add Poloidal Magnetic Field

Toroidal: long way around

Poloidal: short way around

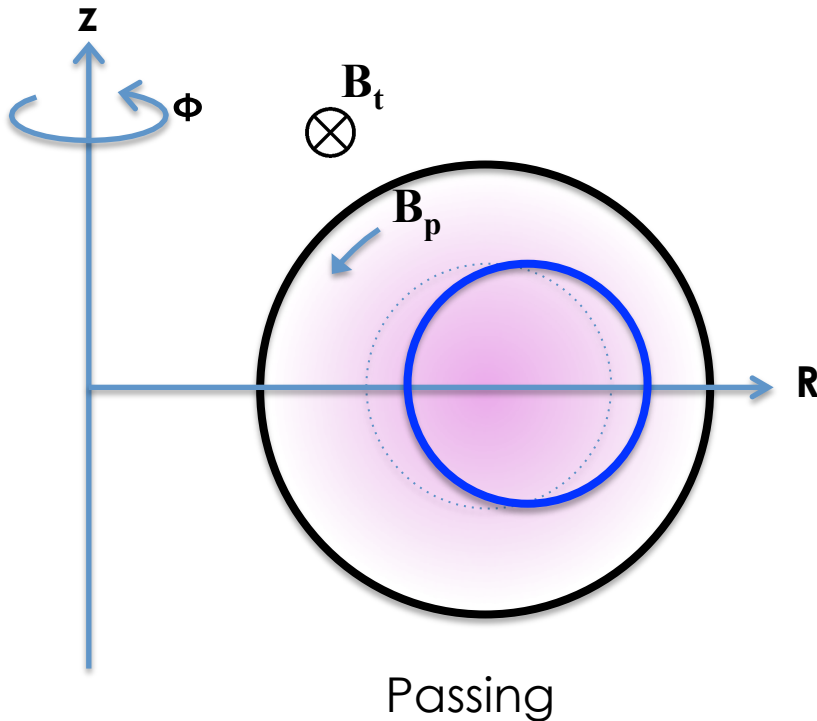
1. Use external coils to apply a toroidal magnetic field
2. Drive toroidal current in the plasma to generate a poloidal magnetic field



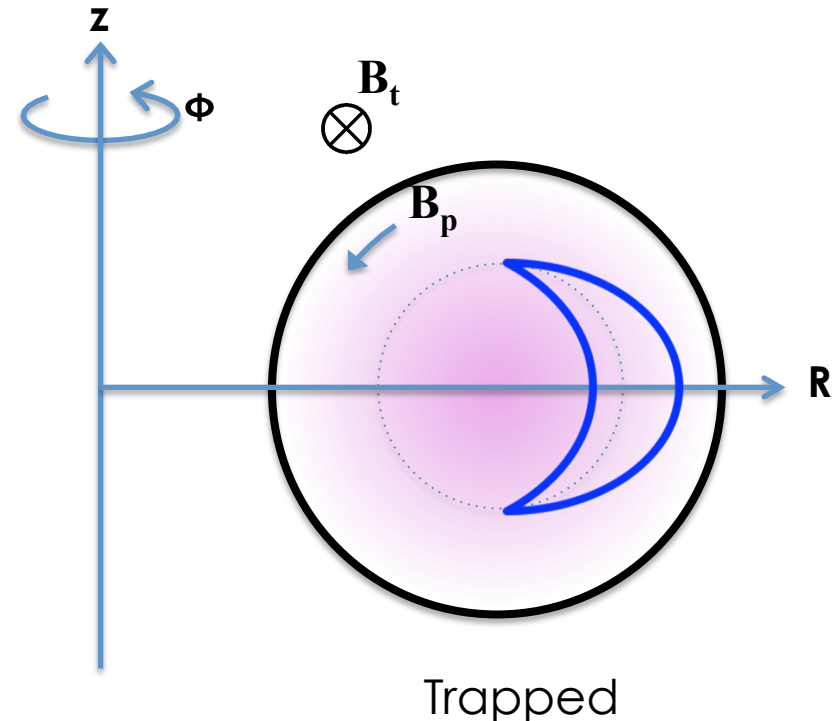
- The resulting helical magnetic field is much better at confining charged particles.
- The challenge: how to drive current in plasma in steady state while keeping the plasma stable and free of disruptions?

There Are Two Main Classes of Particle Orbits In Tokamaks

$$\mathbf{V}_R + \mathbf{V}_{\nabla B} = \frac{m}{q} \frac{\mathbf{R}_c \times \mathbf{B}}{R_c^2 B^2} \left(v_{\parallel}^2 + \frac{1}{2} v_{\perp}^2 \right)$$

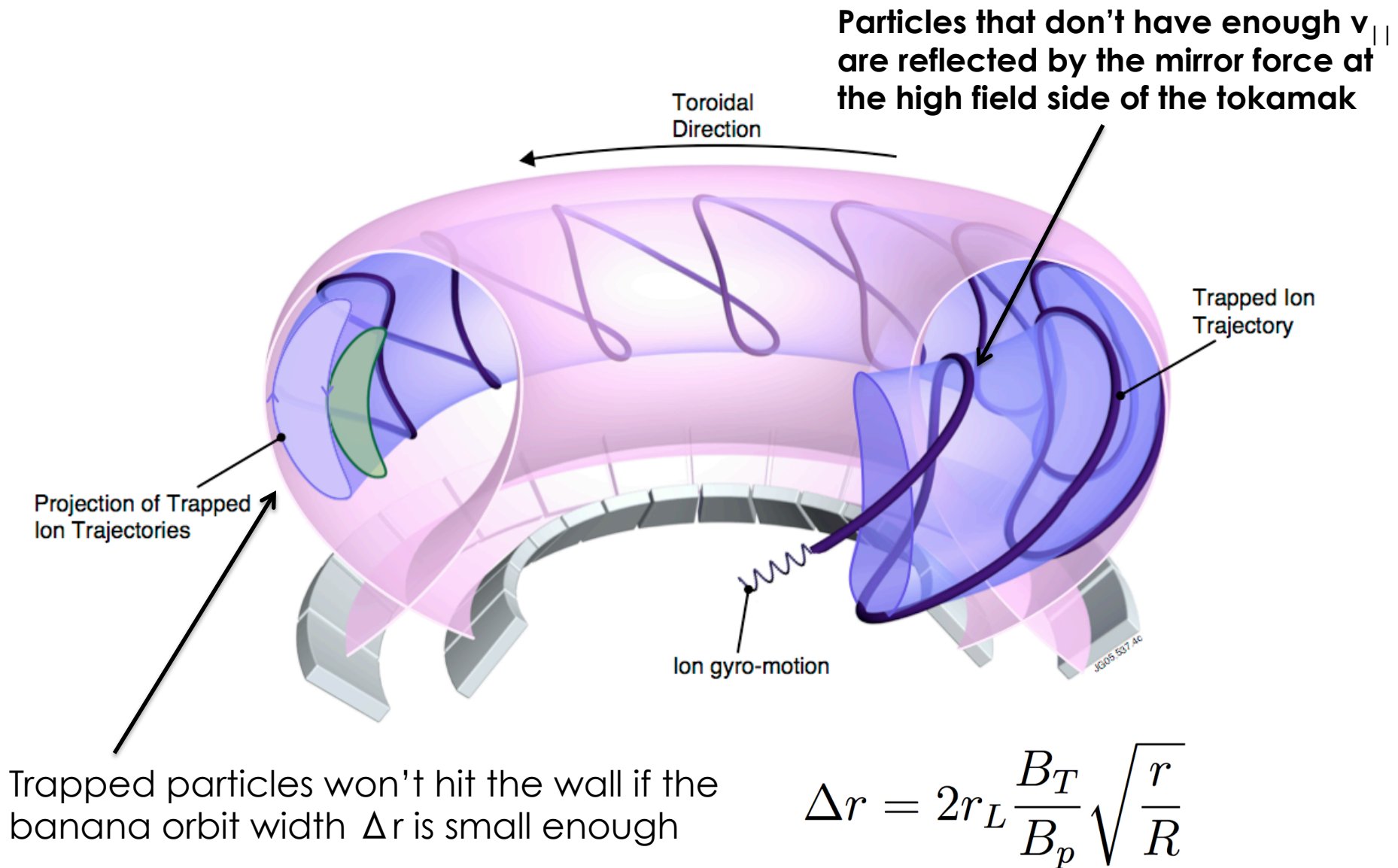


Particles with sufficient \mathbf{v}_{\parallel} will follow the helical magnetic field around the torus



Particles with lower \mathbf{v}_{\parallel} are reflected as they encounter stronger B and therefore execute “banana” orbits as they precess around the torus B

Banana Orbits



Classifying Particle Orbits In Tokamaks Is Important for Understanding Basic Physics Mechanisms Like Wave-Particle Interactions


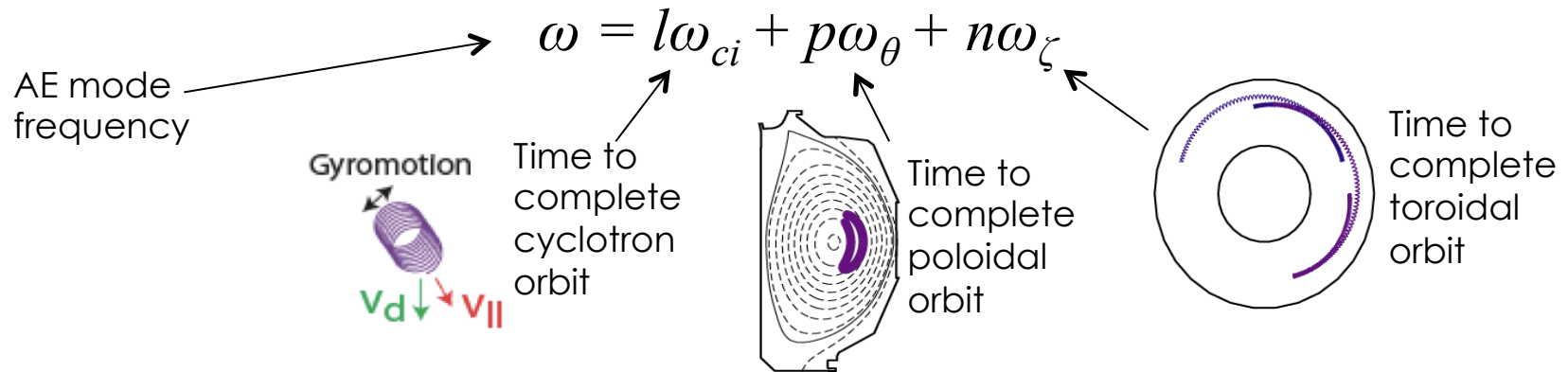


Image credit: Pace et. al., *Physics Today* (2015)

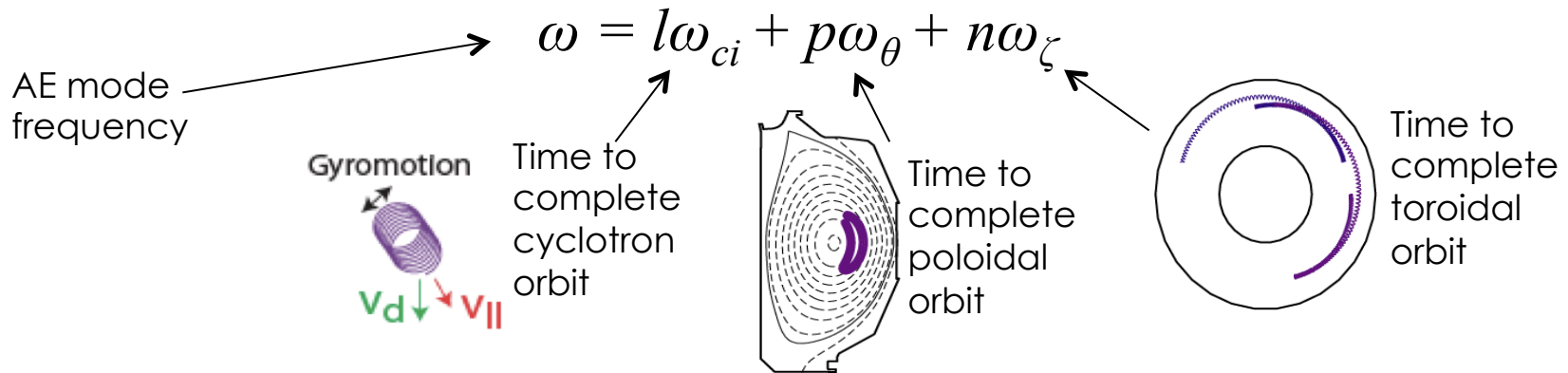
Particle Resonance With Alfvén Eigenmode (AE) Instabilities

- Occurs when the wave and particle orbit phases match after many cycles:

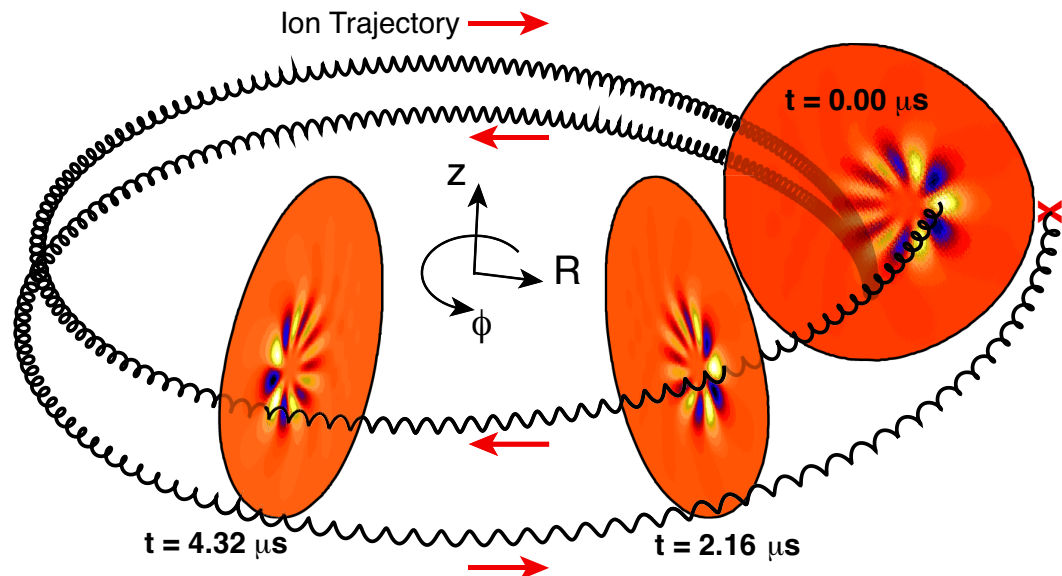


Particle Resonance With Alfvén Eigenmode (AE) Instabilities

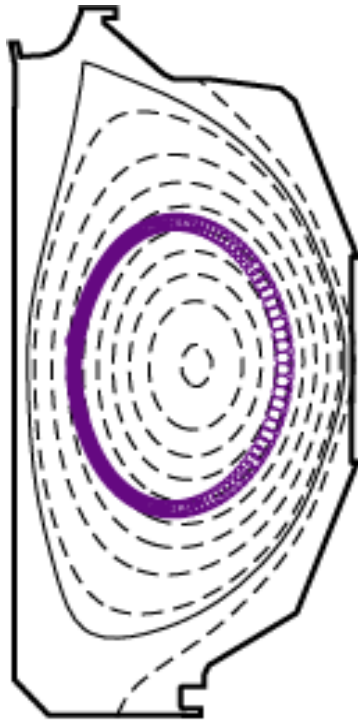
- Occurs when the wave and particle orbit phases match after many cycles:



- Power transfer can occur as the ion stays in phase with the wave as it traverses the mode



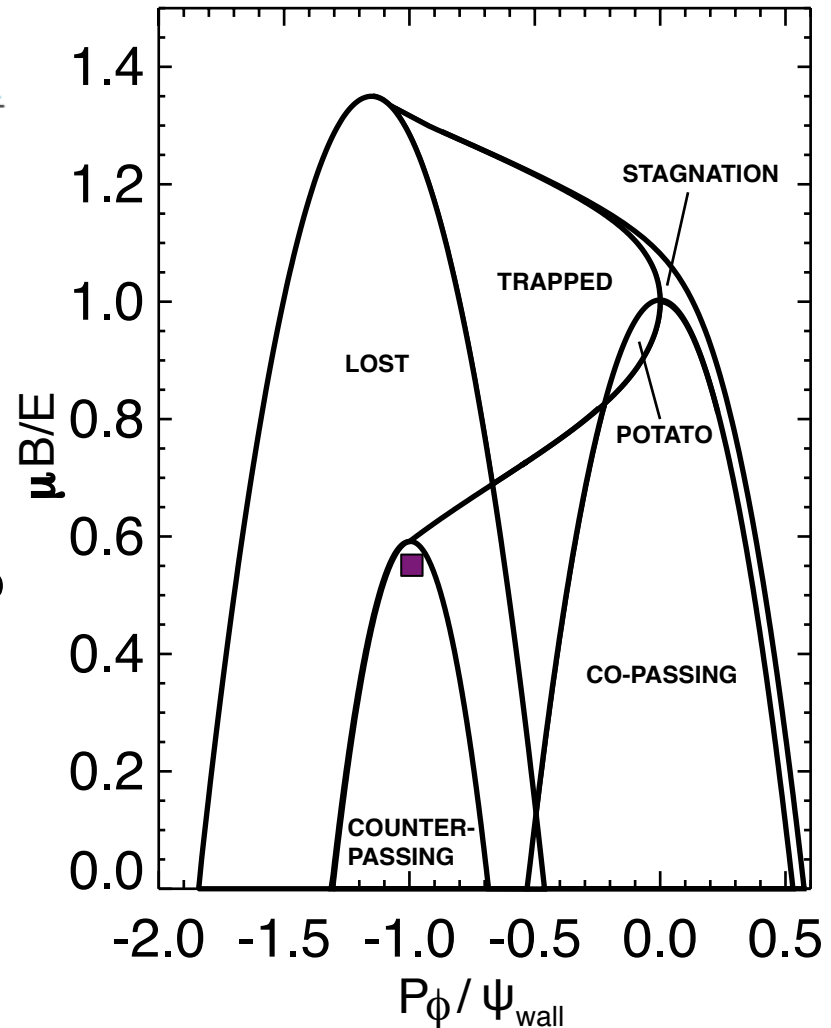
The Fast Ion Distribution Function Is “Most Simply” Described Using Constants of Motion



Projection of 80 keV D⁺ orbit in the DIII-D tokamak

$$\mu \equiv \frac{mv_{\perp}^2}{2B}$$

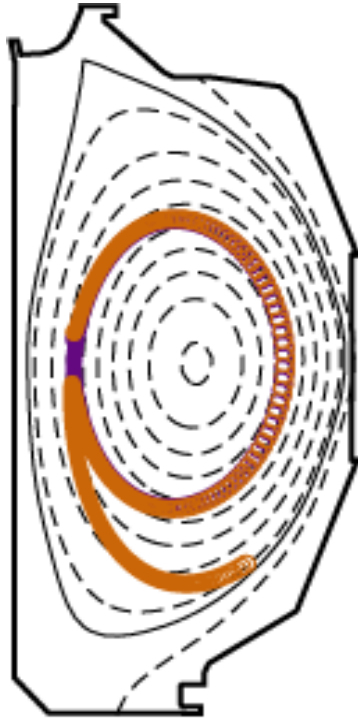
Magnetic Moment



Toroidal Canonical
Angular Momentum

[R. B. White, *Theory of toroidally confined plasmas*, Imperial College Press (2001)]

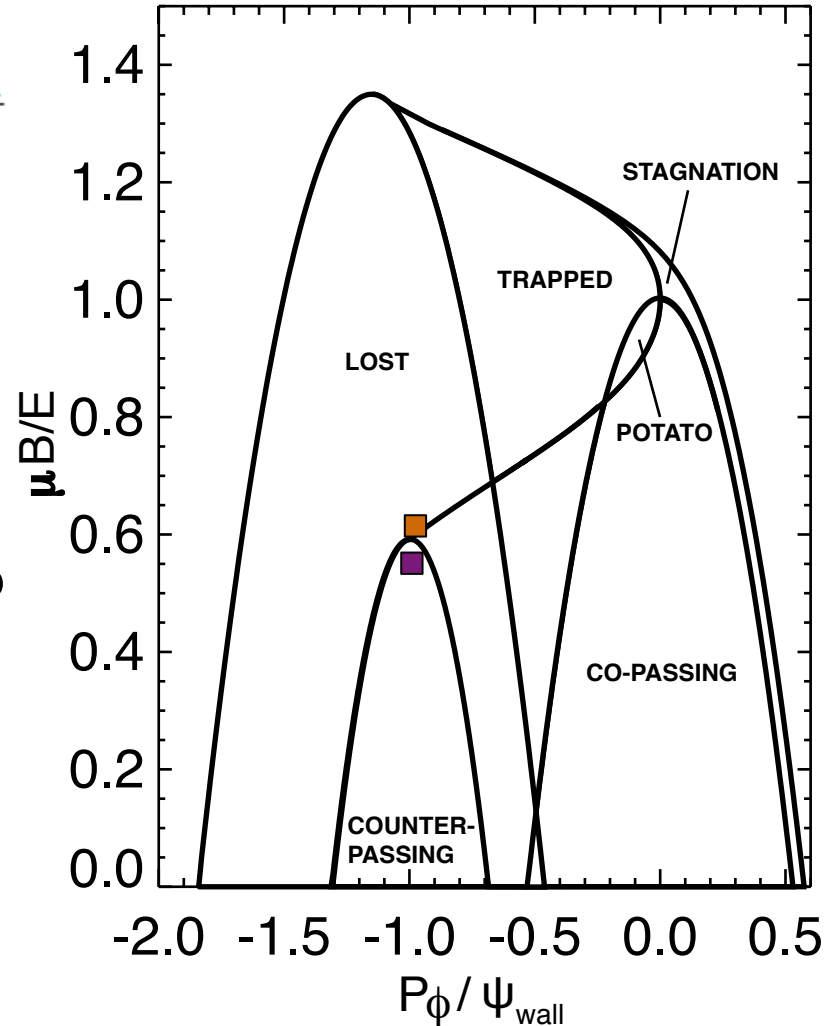
Small Changes in Particle Energy Can Cause Large Changes in Orbit Topology



Projection of 80 keV D⁺ orbit in the DIII-D tokamak

$$\mu \equiv \frac{mv_{\perp}^2}{2B}$$

Magnetic Moment

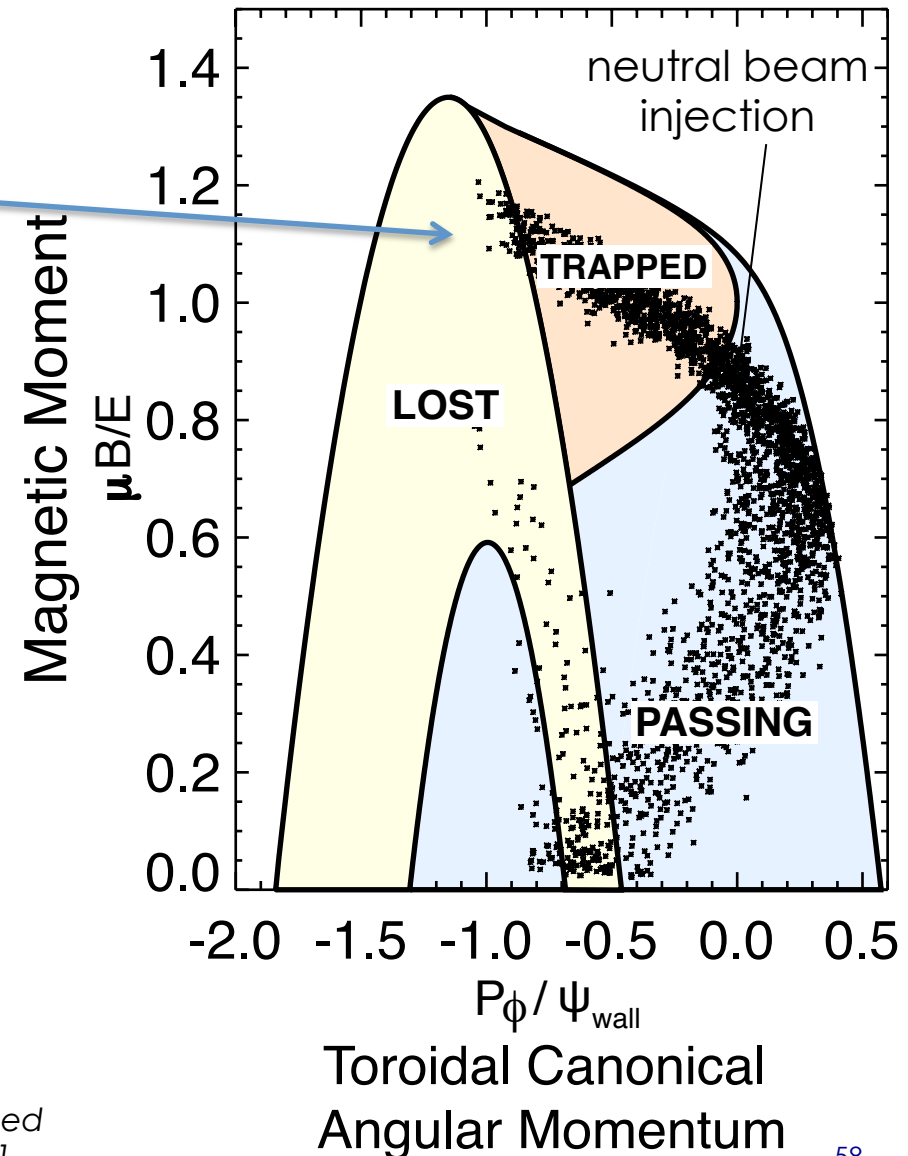


Toroidal Canonical
Angular Momentum

[R. B. White, *Theory of toroidally confined plasmas*, Imperial College Press (2001)]

There Can Be Several Different Populations of Fast Ions In Fusion Devices

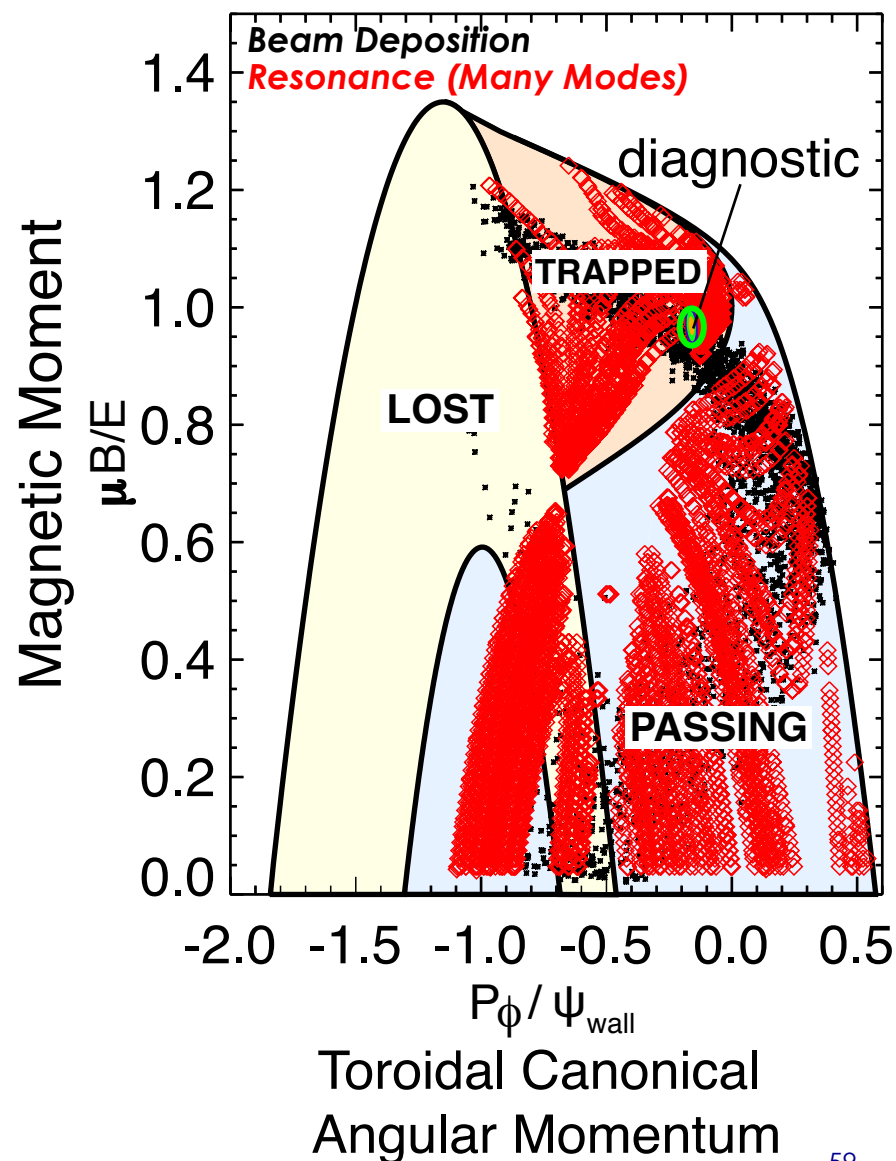
- Example of distribution function $F(E, \mu, P_\phi)$ for neutral beam injection, which is anisotropic and non-Maxwellian
- The distribution function for fusion products (alpha particles) is isotropic



[R. B. White, *Theory of toroidally confined plasmas*, Imperial College Press (2001)]

Active Research: Calculating the Energetic Particle Distribution Function After Transport by Instabilities

- Transport can occur if **fast ions** intersect **AE resonances** in this “phase space” plot
 - In certain conditions, AEs can cause significant transport of fast ions and significantly degrade fusion performance
- We are working on controlling/avoiding AEs



Conclusions

- Charged particles undergo gyromotion about magnetic fields, and are free to move along the magnetic field line.
- Depending on magnetic field geometry or the presence of other forces like electric fields, particles can drift across field lines (and even leave the system → hit the walls).
- (One) challenge for fusion energy research is to confine enough charged particles that are energetic enough for long enough lengths of time to achieve sustained fusion.

