


Introduction to Plasma Physics

Nathaniel Fisch

Department of Astrophysical Sciences
Princeton University

SULI Introductory Course in Plasma Physics
June 8, 2015


Plasma



Irving Langmuir (1881-1957); Nobel '32

The term "plasma" for an ionized gas was coined in 1927 by Irving Langmuir, because how an electrified fluid carried ions and electrons reminded him of how blood plasma carried red and white corpuscles.

Supernova blast wave



Star Birth Eagle Nebula


Red shows emission from singly-ionized sulfur atoms.
Green shows emission from hydrogen.
Blue shows light emitted by doubly- ionized oxygen atoms.



Magnetic Reconnection produces high energy electrons

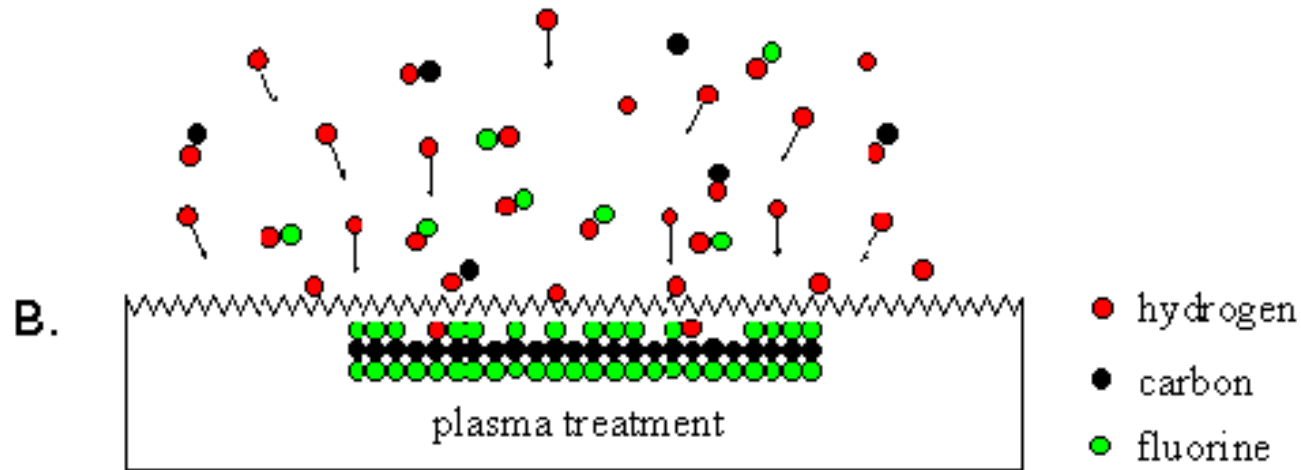
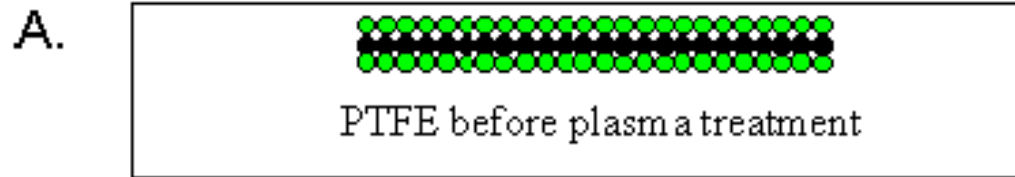


Solar Prominence




2000/01/17 19:19

Plasma Etching

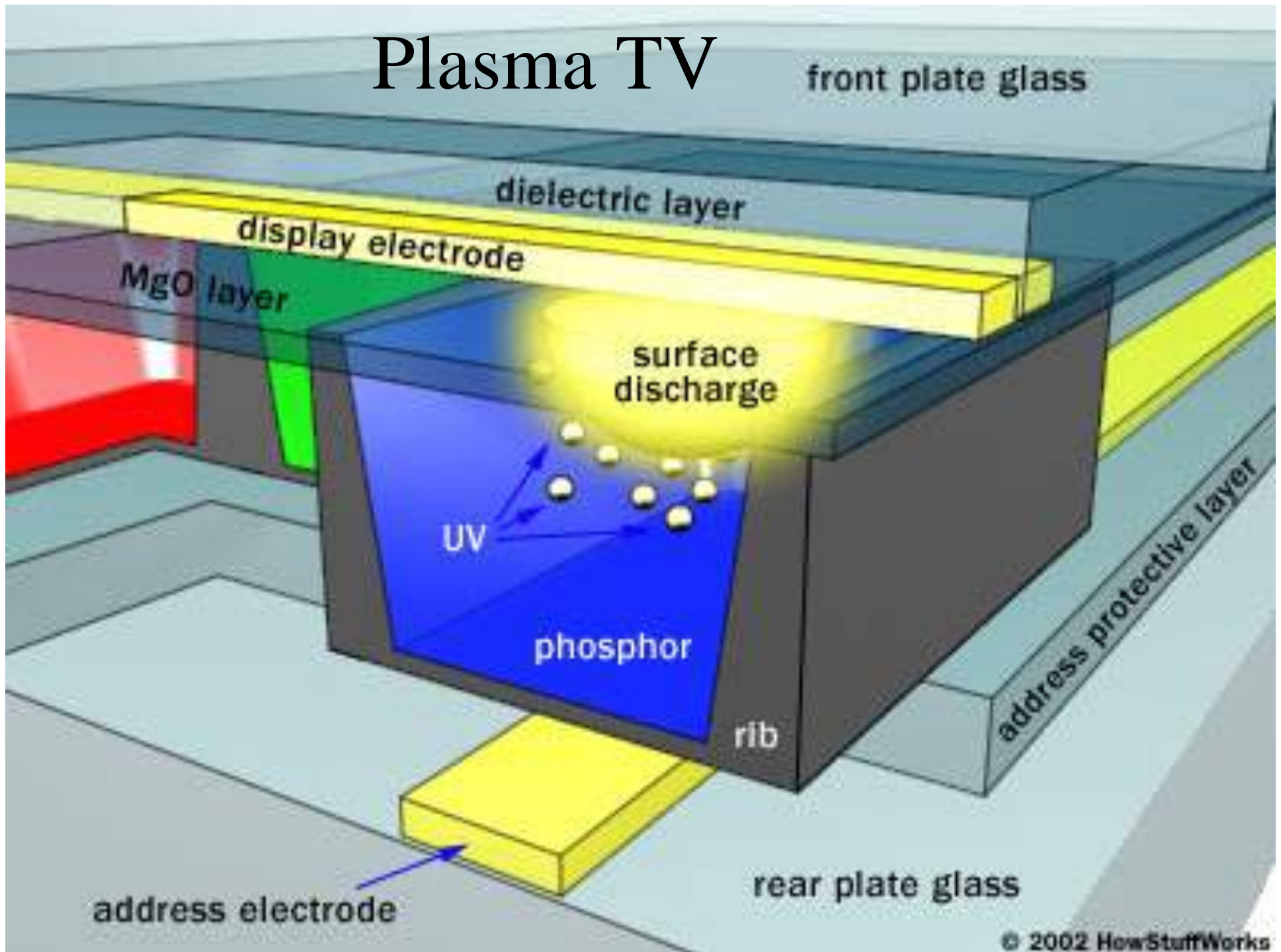


Effects in a plasma:

- cracking polymer chains
- structuring surface
- producing an intermediate layer




Plasma TV



Plasma Thrusters used on Satellites

Plasma thrusters have much higher exhaust velocity than chemical rockets: reduces amount of propellant that must be carried. Can be powered by solar panels, fission, or fusion.



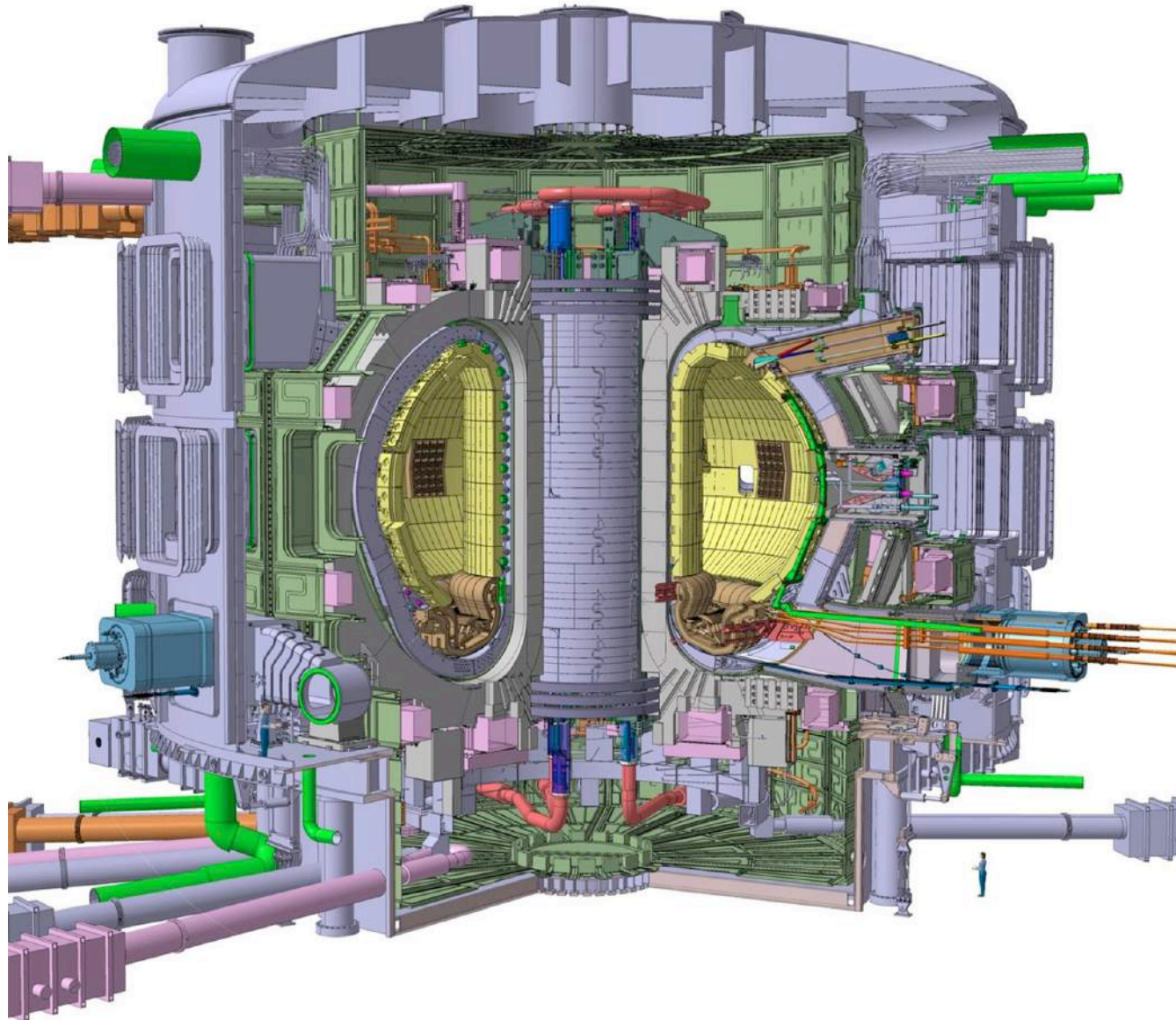
Hall Thruster developed at PPPL

TFTR

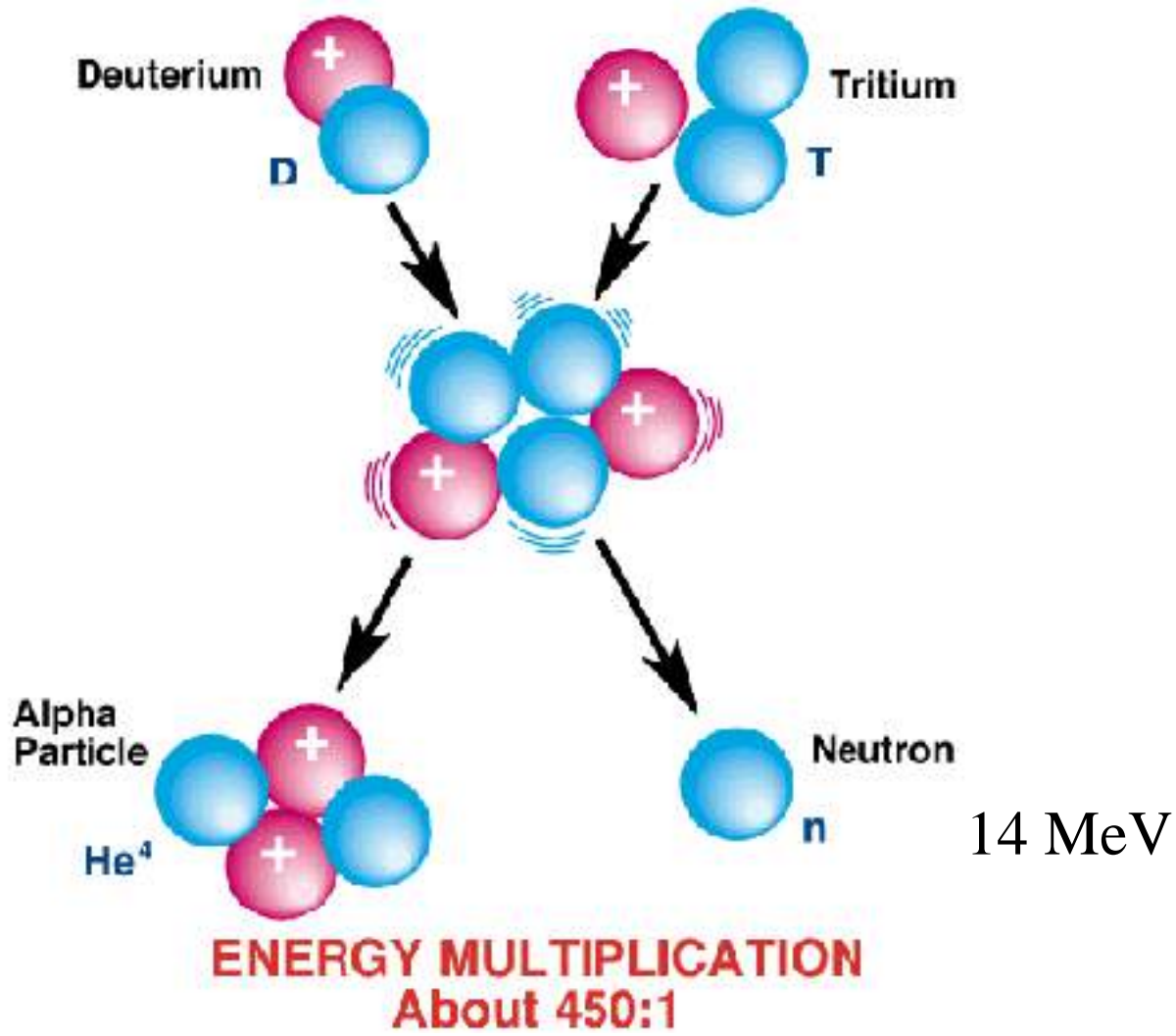
Tokamak Fusion Test Reactor (1989)



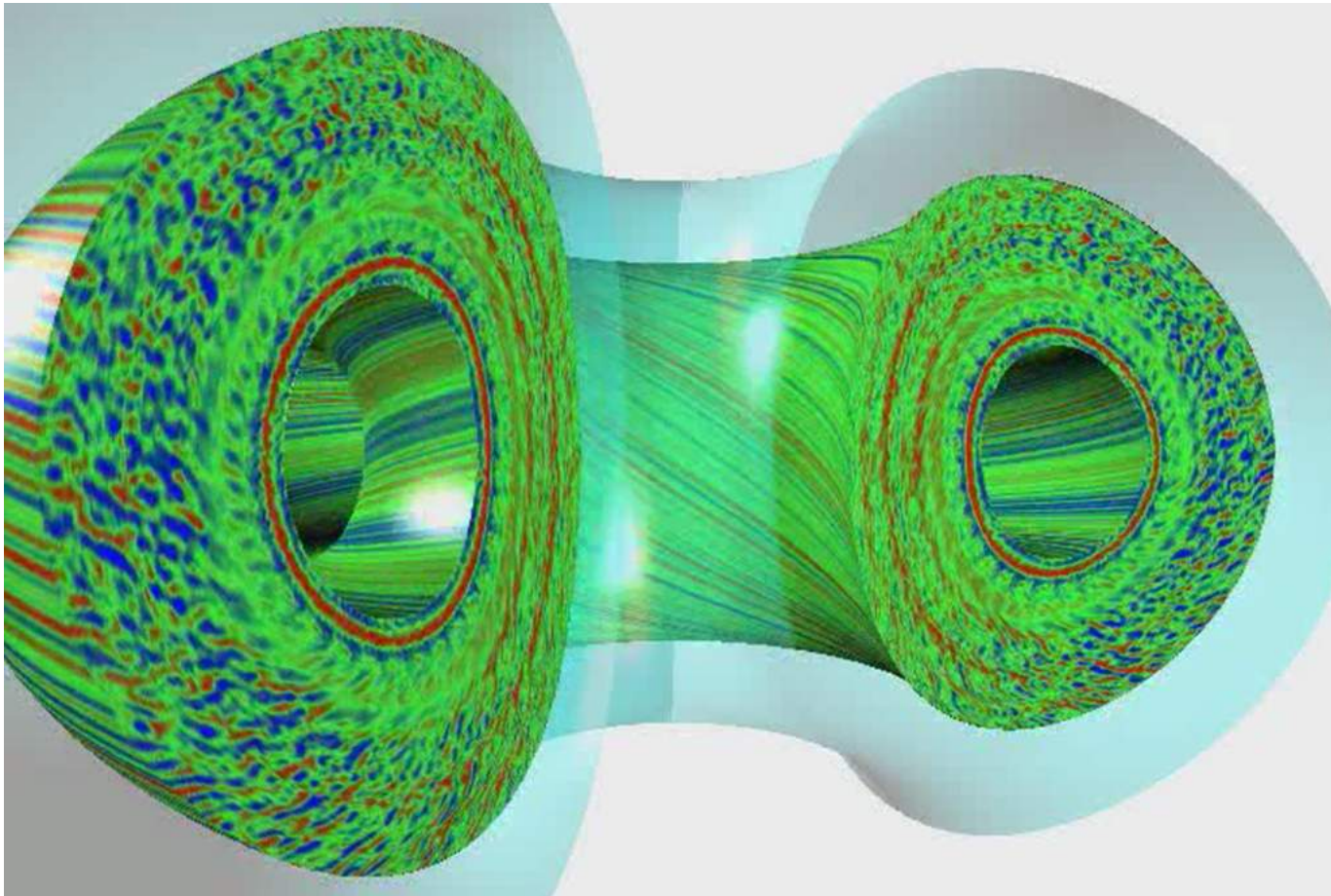
ITER



Deuterium–Tritium Fusion Reaction



5-D Gyrokinetic Simulation of Tokamak Plasma Turbulence with Candy & Waltz GYRO Code



Another example of complex plasma behavior.

Movie of density fluctuations from GYRO simulation
<http://fusion.gat.com/THEORY/images/0/0f/N32o6d0.8.mpg>
from <http://fusion.gat.com/theory/Gyromovies>

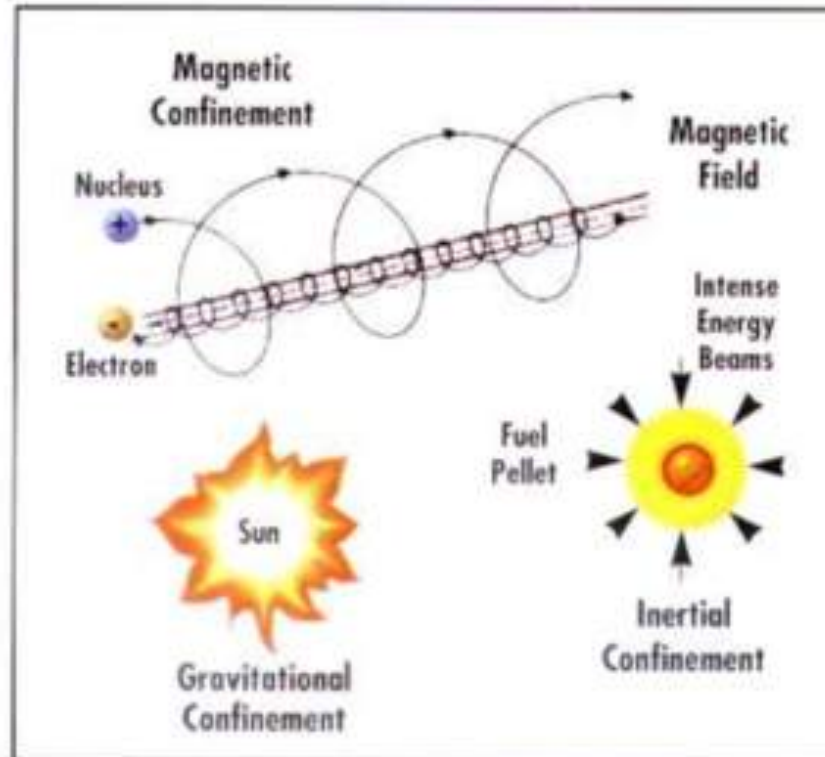
Waltz, Austin, Burrell, Candy, PoP 2006

500 radii x 32 complex toroidal modes (96 binormal grid points) x 10 parallel points along half-orbits x 8 energies x 16 $v_{||}/v$, 12 hours on ORNL Cray X1E with 256 MSPs

Plasma Confinement

magnetic

gravitational




“inertia”

“Uncontrolled” Release of Fusion Energy Works: Operation Castle



Castle Bravo
February 28, 1954
15 Megatons



Castle Romeo
March 27, 1954
11 Megatons (500 x Nagasaki)

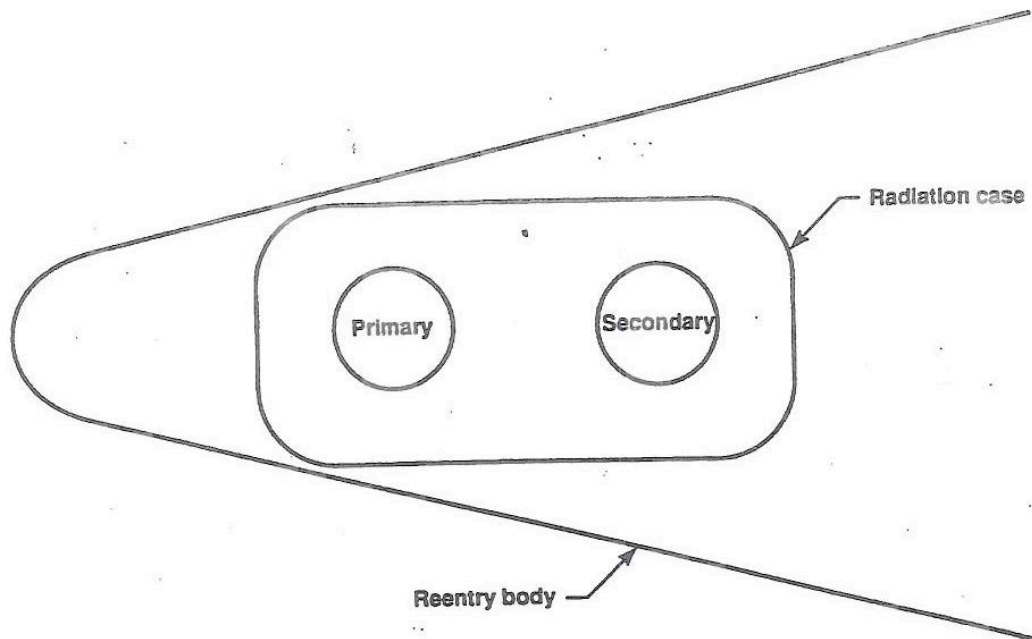
Hydrogen Bomb Teller-Ulam “Design”

July 2, 1945

Letter to Leo Szilard (Published in Memoirs, p. 207)

“Our only hope is in getting the facts before the people.
This might help convince everybody that the next war will be fatal.
... This responsibility must in the end be shifted to the people as
a whole and that can be done only by making the facts known.”

Teller: *Gamma and X-ray radiation produced in the primary could transfer enough energy into the secondary to create a successful implosion and fusion burn*



Mark 17 The First US TN Bomb



Ivy Mike: First TN Device
Test: 10MT 10/31/52

Inertial Confinement Fusion

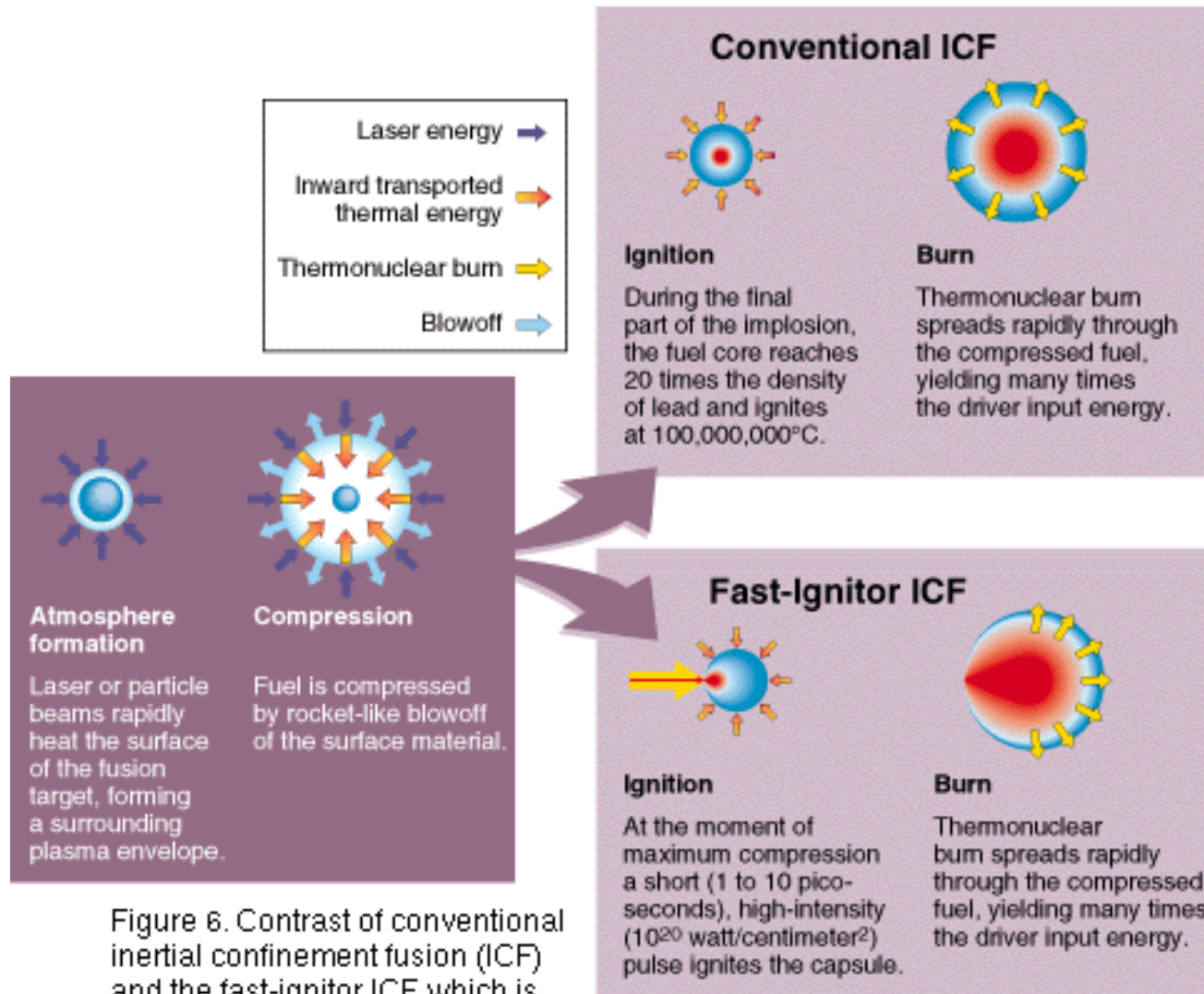


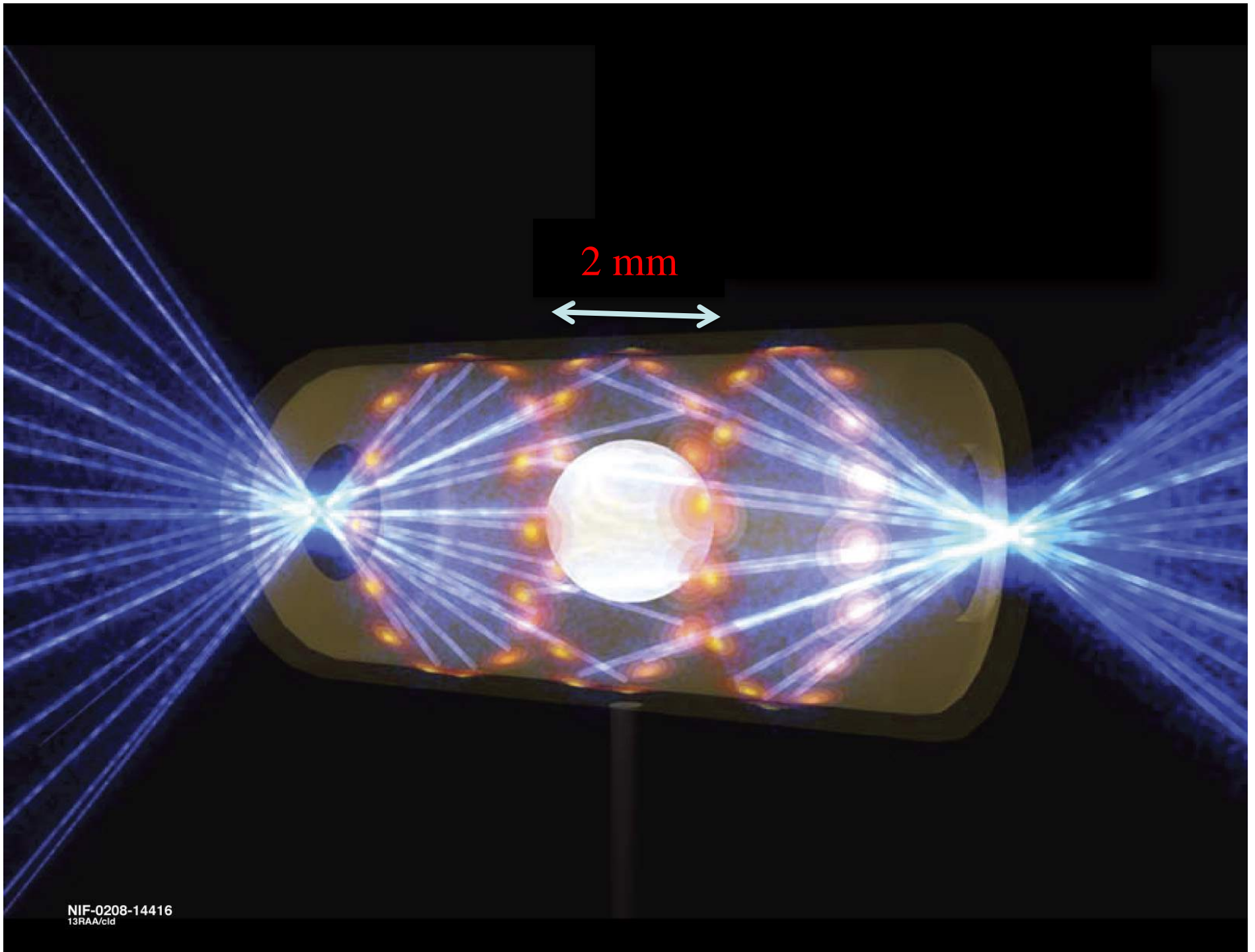
Figure 6. Contrast of conventional inertial confinement fusion (ICF) and the fast-ignitor ICF, which is used on the Petawatt laser.

National Ignition Facility (NIF)

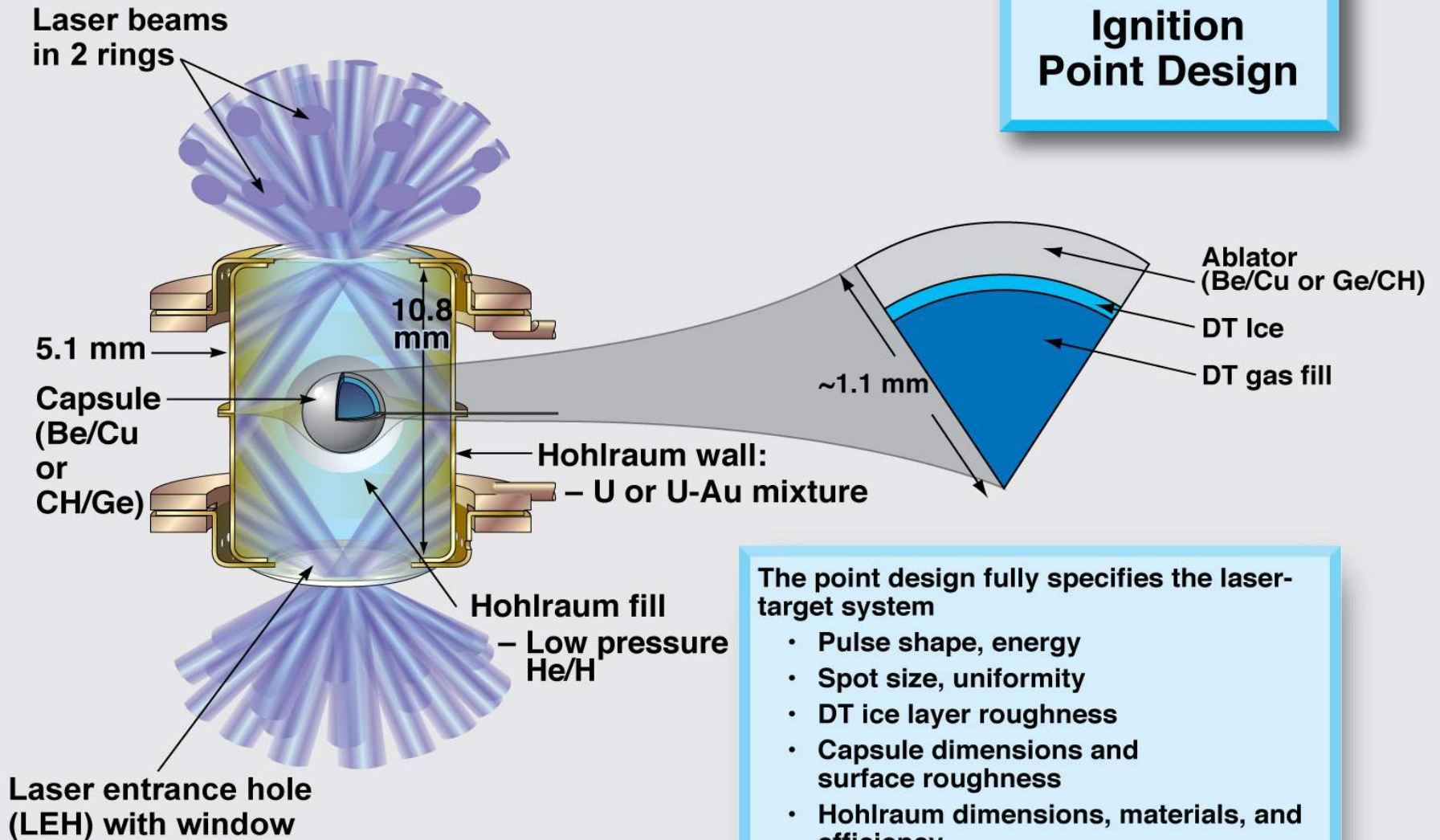


NIF Target Chamber







Ignition Point Design



The point design fully specifies the laser-target system

- Pulse shape, energy
- Spot size, uniformity
- DT ice layer roughness
- Capsule dimensions and surface roughness
- Hohlraum dimensions, materials, and efficiency
- Target thermal and position stability
- Diagnostics







LLNL

National Ignition Facility







NIF is now operational and ignition campaigns are underway


NIF is the first laser capable of achieving fusion gain

NIF was designed and built to create ignition conditions

- 192 Beams
- Frequency tripled Nd glass
- Energy 1.8 MJ
- Power 500 TW
- Wavelength 351 nm



Target Chamber



NIF-0105-10124
31EIM/dj

P8136

ENERGY

FUSION'S FALSE DAWN

Scientists have long dreamed of harnessing nuclear fusion—the power supply. Even as a historic milestone nears, skeptics question whether

plant of the stars—for a safe, clean and virtually unlimited energy a working reactor will ever be possible ● BY MICHAEL MOYER

ROOM ROOM: Inside the National Ignition Facility's target chamber, 192 laser beams will converge on a target of hydrogen-based fuel. The resulting blast should emit more energy than the lasers put in, a first for fusion research.

nature

International weekly journal of science

Home | News & Comment | Research | Careers & Jobs | Current Issue | Archive | Audio & Video | For Authors

Archive > Volume 487 > Issue 7408 > News > Article

NATURE | NEWS

US fusion in budget vice

Domestic facilities struggle for survival as funding is directed to international reactor.

Eric Hand

24 July 2012

For years, US researchers have been steadfast in their support of ITER, the world's largest fusion-energy experiment, which is under construction near Cadarache, France. But with funding commitments to ITER now putting the squeeze on three existing facilities in the United States, enthusiasm for the international project is becoming as difficult to sustain as a fusion reaction.

"I think we should ask whether this is the right path," Earl Marmor, head of the Alcator C-Mod fusion experiment run by the Massachusetts



The Alcator-C-Mod fusion experiment is facing closure.

M. GARRETT


HOME / NUCLEAR POWER: THE FUTURE OF FUSION AND FISSION.

THE BIG QUESTIONS
THE FUTURE OF SCIENCE BROUGHT TO YOU BY STATOIL

Fusion Energy's Dreamers, Hucksters, and Loons

Bottling up the power of the sun will always be 20 years away.

By Charles Seife | Posted Thursday, Jan. 3, 2013, at 5:00 AM ET



The Cryostat forms the vacuum-tight container surrounding the ITER vacuum vessel and the superconducting magnets, essentially acting as a very large refrigerator. It will be made of stainless steel with thicknesses ranging from 50 mm to 250 mm. The structure is designed for 8,500 m³. Its overall dimensions will be 29.4 meters in diameter and 29 meters in height. The heavy weight will bring more than 3,800 tons onto the scale, making it the largest vacuum vessel ever built out of stainless steel.

Illustration © 2012 ITER Organization.

Just a few weeks ago, a bunch of fusion scientists used South Korean money to begin [designing a machine that nobody really thinks will be built](#) and that probably wouldn't work if it were. This makes the machine only slightly more ludicrous than the one in France that may or may not eventually get built and, if and when it's finally finished, certainly won't do what it was initially meant to do. If you've guessed that the story of fusion energy can get a bit bizarre, you'd be right.

For one thing, the history of fusion energy is filled with crazies,

Fusion is expensive (2-3 COE)

Alternative Energy Sources: Extranalities Argument

Oil

Not Renewable.

Cost of Climate Change.

Cost of Persian Gulf wars every decade or so.

Alternative Energy Sources: Extranalities Argument

Fission

Nuclear power plants provide about 5.7% of the world's energy and 13% of the world's electricity. In 2007, there were 439 nuclear power reactor, operating in 31 countries.

Nuclear power plant accidents include Chernobyl (1986), Fukushima Daiichi (2011), and Three Mile Island (1979).

Current estimates of a major accident are about 10^{-6}

A better estimate of a $\$10^9$ accident might be about 10^{-2} (450/3), adding about $\$10^7$ to the reactor cost.

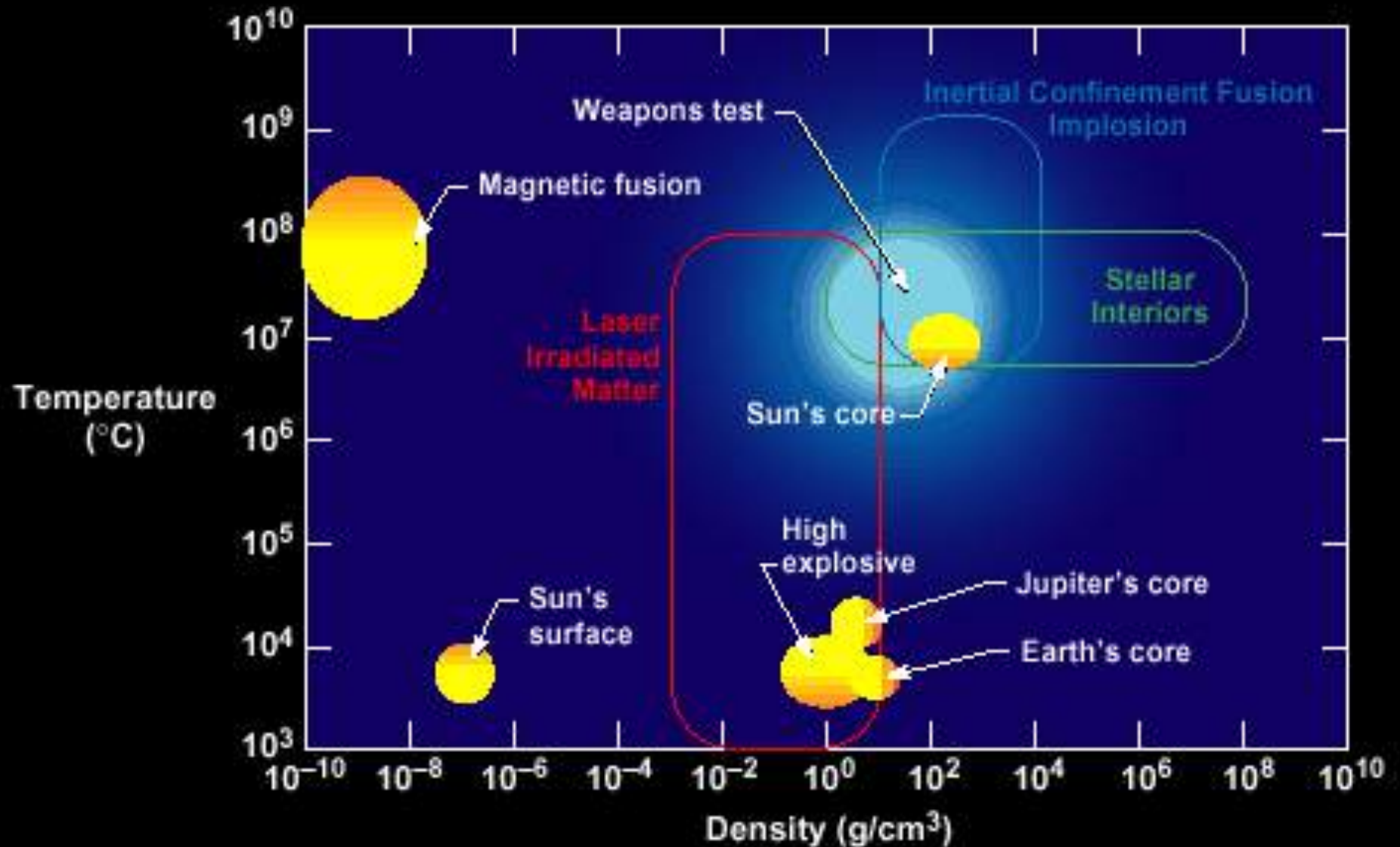
Progress in Magnetic Fusion Energy (MFE)

Plasma conditions have been produced near the regime for energy production

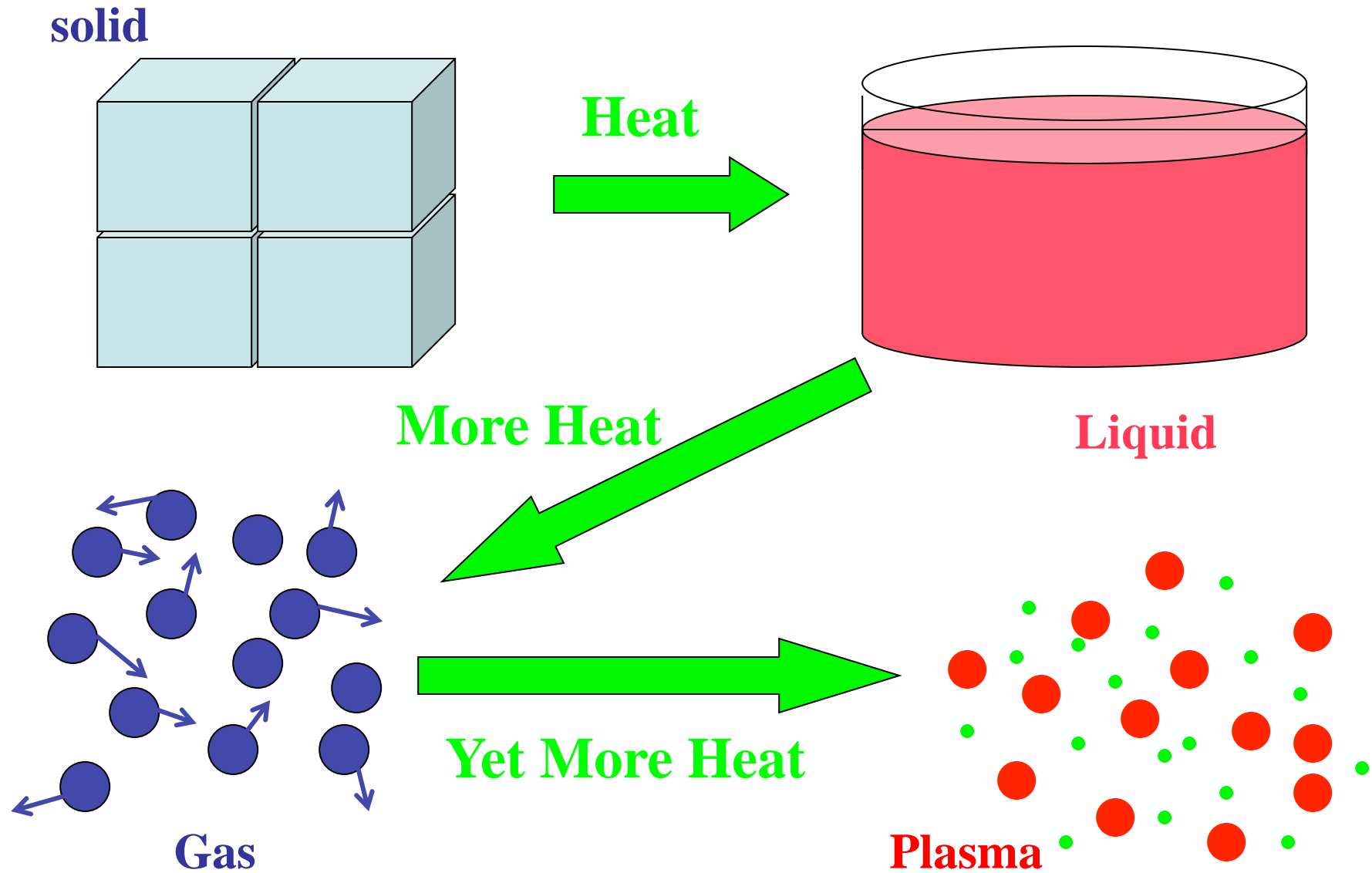
The world has joined together to produce a burning plasma (ITER)

Countries are starting design of the steps after ITER, preparing for fusion power production

Plasma Regimes for Fusion




Plasma--4th State of Matter



States of Matter

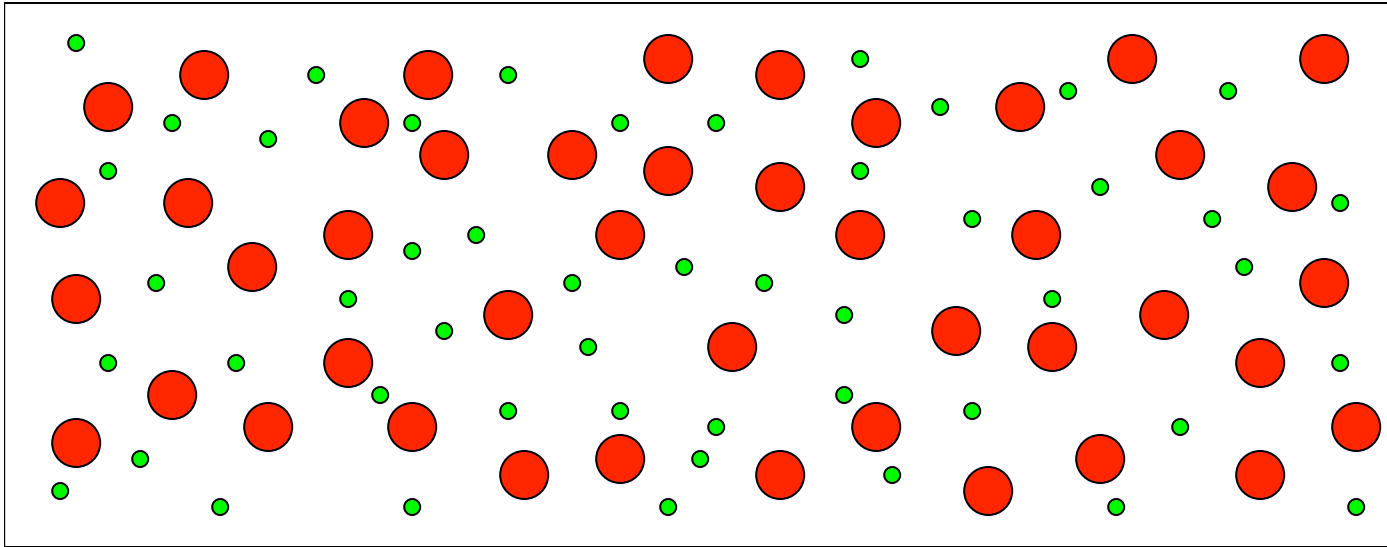
1. Just an approximation, not a material property.
2. Depends on time scales, space scales, and physics of interest




Properties of Plasma

1. Conducting medium, with many degrees of freedom
2. Shields electric fields
3. Supports many waves:
 1. vacuum waves, such as light waves
 2. Gas waves, such as sound waves
 3. A huge variety of new waves, based on electromagnetic coupling of constituent charged particles, and based on a variety of driving electric and magnetic fields

Models of Plasma

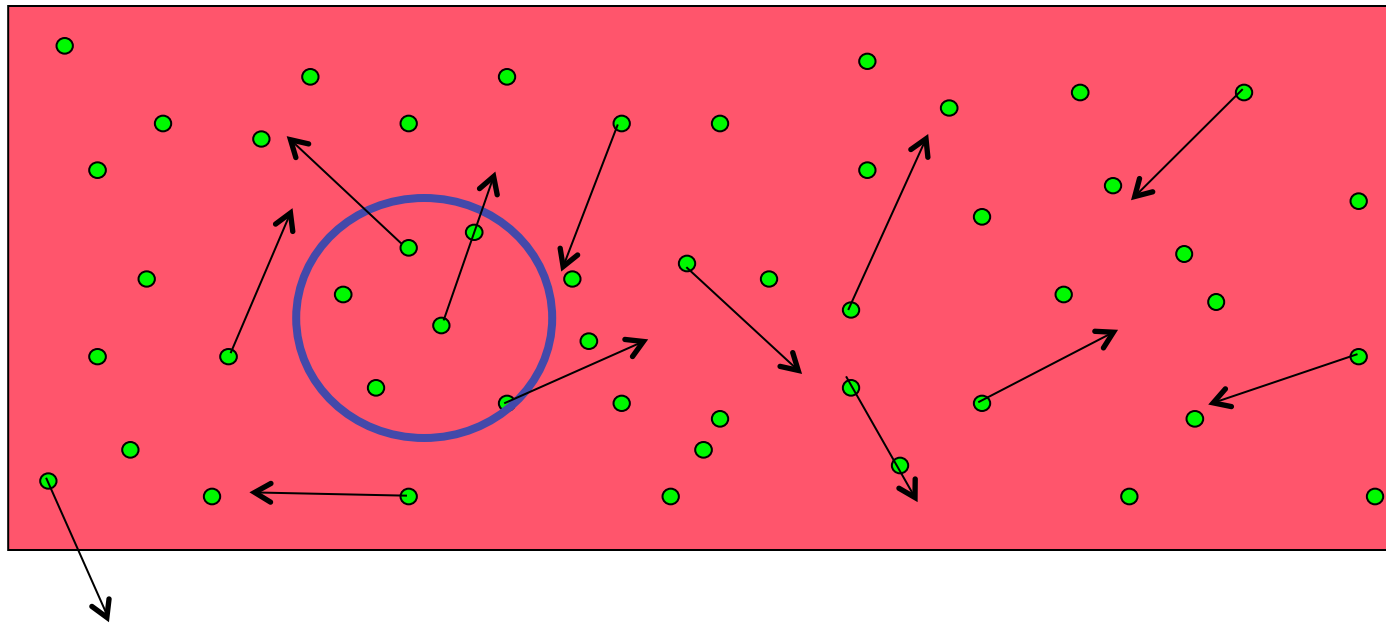


Quasi-neutral
plasma



Ion neutralizing
background

Fluid Model of Plasma

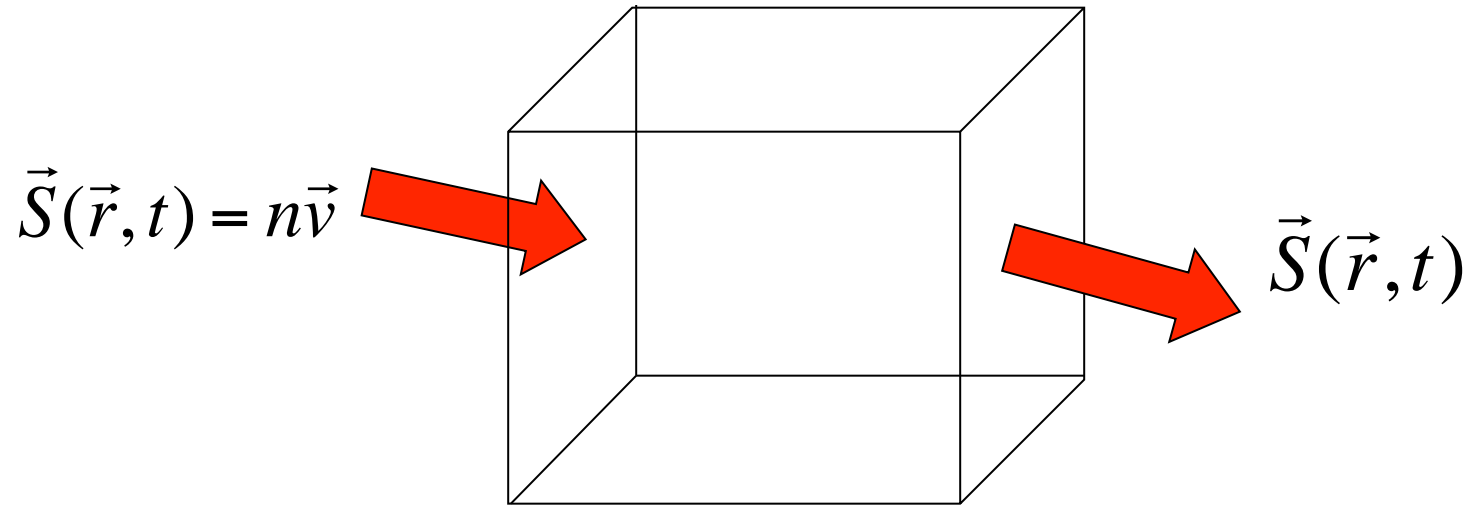


Ion neutralizing
background

$$n(\vec{r}, t) = \frac{\int_V f(\vec{r}, \vec{v}, t) dV}{\int_V dV}$$

$$\vec{v}(\vec{r}, t) = \frac{\int_V f(\vec{r}, \vec{v}, t) \vec{v} dV}{\int_V f(\vec{r}, \vec{v}, t) dV}$$

Fluid Equations

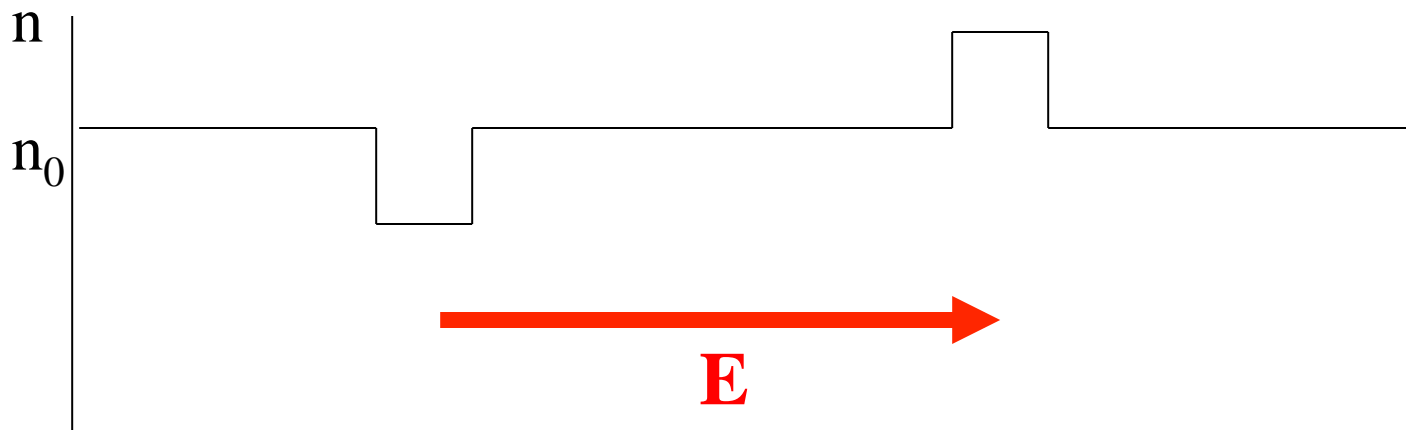



$$\frac{dN}{dt} = \int_V \vec{S} \cdot d\vec{A}$$

Continuity Equation

$$\frac{\partial}{\partial t} n + \nabla \cdot n\vec{v} = 0$$

Set up plasma oscillation



Cold Fluid Equations

$$\nabla \cdot \vec{E} = 4\pi e(n_0 - n_e)$$

Poisson's equation

$$\frac{\partial}{\partial t} n_e + \nabla \cdot n_e \vec{v} = 0$$

Particle conservation

$$\frac{\partial}{\partial t} n_e m \vec{v} + \nabla \cdot n_e m \vec{v} \vec{v} = e n_e \vec{E}$$

Momentum conservation

Plasma Oscillations (1)

$$\nabla \cdot \vec{E} = 4\pi e(n_0 - n_e)$$

Poisson's equation

$$\frac{\partial}{\partial t} n_e + \nabla \cdot n_e \vec{v} = 0$$

Particle conservation

$$\frac{\partial}{\partial t} n_e m \vec{v} + \nabla \cdot n_e m \vec{v} \vec{v} = e n_e \vec{E}$$

Momentum conservation

Linearize

$$n_e = n_0 + \tilde{n}(\vec{r}, t)$$

$$\vec{v} = \vec{v}_0 + \tilde{v}(\vec{r}, t)$$

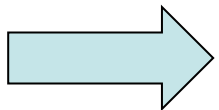
$$\vec{E} = \vec{E}_0 + \tilde{E}(\vec{r}, t)$$

Assume

$$n_i = n_0$$

$$\vec{v}_0 = 0$$

$$\vec{E}_0 = 0$$



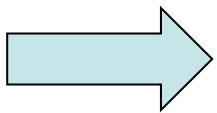
$$\nabla \cdot (\vec{E}_0 + \tilde{E}) = \nabla \cdot \tilde{E} = -4\pi e \tilde{n}$$

Linearized
Poisson's equation

Plasma Oscillations (2)

Particle conservation

$$\begin{aligned} \frac{\partial}{\partial t} (n_0 + \tilde{n}(\vec{r}, t)) &= -\nabla \cdot [(n_0 + \tilde{n})(v_0 + \tilde{v})] \\ &= -\nabla \cdot (n_0 v_0) - \nabla \cdot (\tilde{n} \tilde{v}) - n_0 \nabla \cdot \tilde{v} - v_0 \nabla \cdot \tilde{n} \\ &= -n_0 \nabla \cdot \tilde{v} \end{aligned}$$



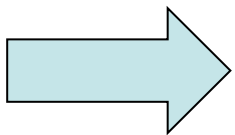
$$\frac{\partial \tilde{n}}{\partial t} = -n_0 \nabla \cdot \tilde{v}$$

Linearized Particle Conservation Equation

Plasma Oscillations (3)

$$\frac{\partial}{\partial t} n_e m \vec{v} + \nabla \cdot n_e m \vec{v} \vec{v} = e n_e \vec{E} \quad \text{Momentum conservation}$$

$$m \frac{\partial}{\partial t} (n_0 + \tilde{n})(v_0 + \tilde{v}) + \nabla \cdot (n_0 + \tilde{n}) m \tilde{v} \tilde{v} = e n_0 \tilde{E}$$



$$m \frac{\partial \tilde{v}}{\partial t} = e \tilde{E}$$

Linearized momentum equation

Derivation of Cold Plasma Oscillations

$$\frac{\partial \tilde{n}}{\partial t} = -n_0 \nabla \cdot \tilde{\mathbf{v}} \quad \text{use} \quad m \frac{\partial \tilde{\mathbf{v}}}{\partial t} = e \tilde{\mathbf{E}}$$

or

$$\frac{\partial^2 \tilde{n}}{\partial t^2} = -n_0 \nabla \cdot \frac{\partial \tilde{\mathbf{v}}}{\partial t} = -n_0 \nabla \cdot \frac{e}{m} \tilde{\mathbf{E}}$$

$$\text{use} \quad \nabla \cdot \tilde{\mathbf{E}} = -4\pi e \tilde{n}$$

$$= -\omega_p^2 \tilde{n}$$

Plasma frequency

$$\omega_p^2 = \frac{4\pi n_0 e^2}{m}$$

Plasma Oscillations

$$\nabla \cdot \vec{E} = 4\pi e(n_0 - n_e) = -4\pi e\tilde{n}$$

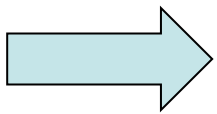
Poisson's equation

$$\frac{\partial}{\partial t} n_e + \nabla \cdot n_e v = 0$$

Particle conservation

$$\frac{\partial}{\partial t} n_e m v + \nabla \cdot n_e m v v = e n_e E$$

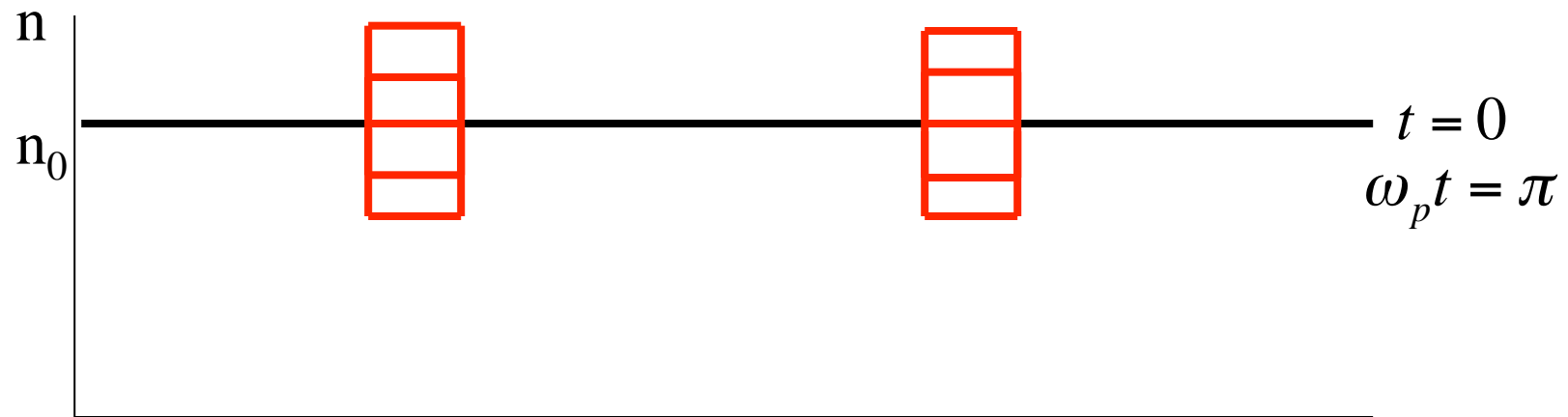
Momentum conservation



$$\frac{\partial^2}{\partial t^2} \tilde{n} + \omega_p^2 \tilde{n} = 0$$

$$\tilde{n} = A(\vec{r}) \cos \omega_p t + B(\vec{r}) \sin \omega_p t$$

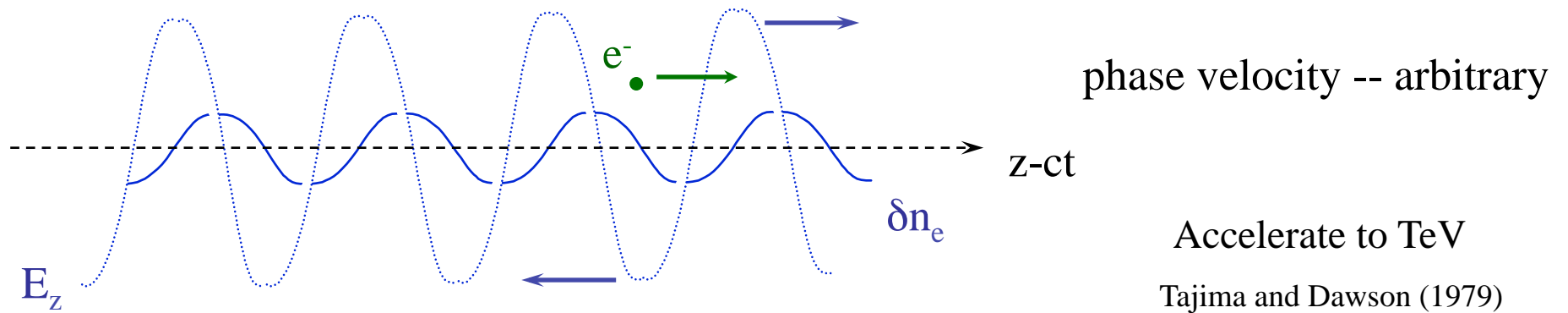
Set up plasma oscillation



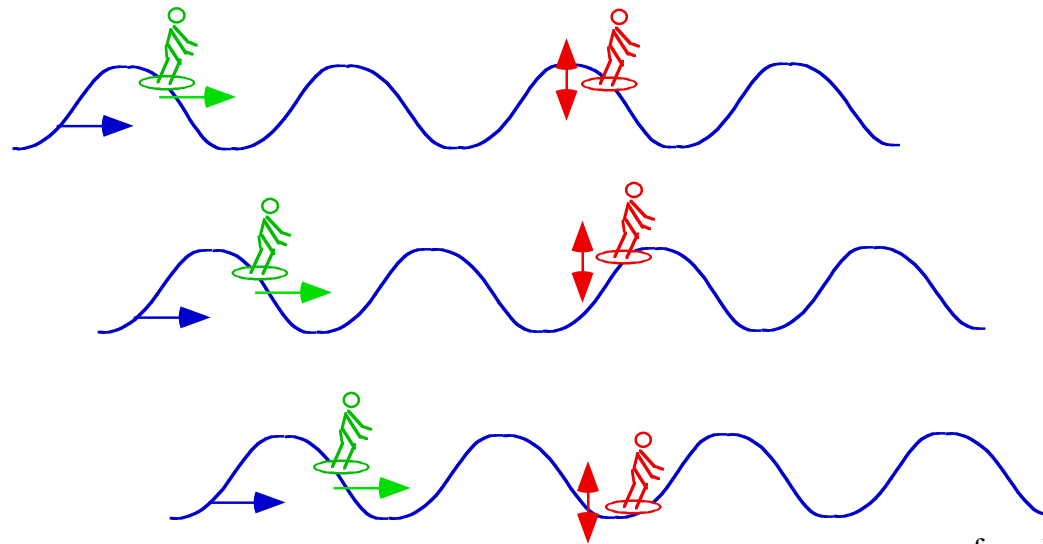
Other possibilities:

$$\Phi(x, t) = A(x) \cos[\omega_p (t - x/c)]$$

Electron acceleration in a plasma wave



Analogy:



from V.Malka

Resonant Surfers



Not-resonant surfers

$$V \neq V_{ph}$$

Accelerating Gradient in Plasma

Conventional Accelerator

Gradients ~ 20 MeV/m at 3GHz

1 TeV Collider requires 50 km

Peak gradients limited by breakdown

Plasma Accelerator

High fields, No breakdown

(Tajima and Dawson, 1979)

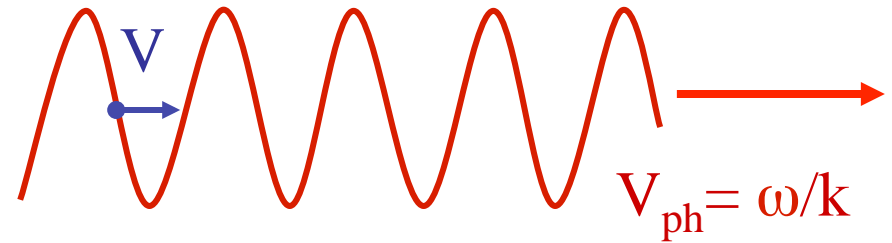
Example



$$n_0 = 10^{18} \text{ cm}^{-3}$$

$$eE = 100 \text{ GeV/m}$$

Note: For $v \ll c$,
$$\frac{v_{osc}}{c} \approx \frac{\tilde{n}}{n_0}$$



$$\nabla \cdot \vec{E} = -4\pi e \tilde{n}$$

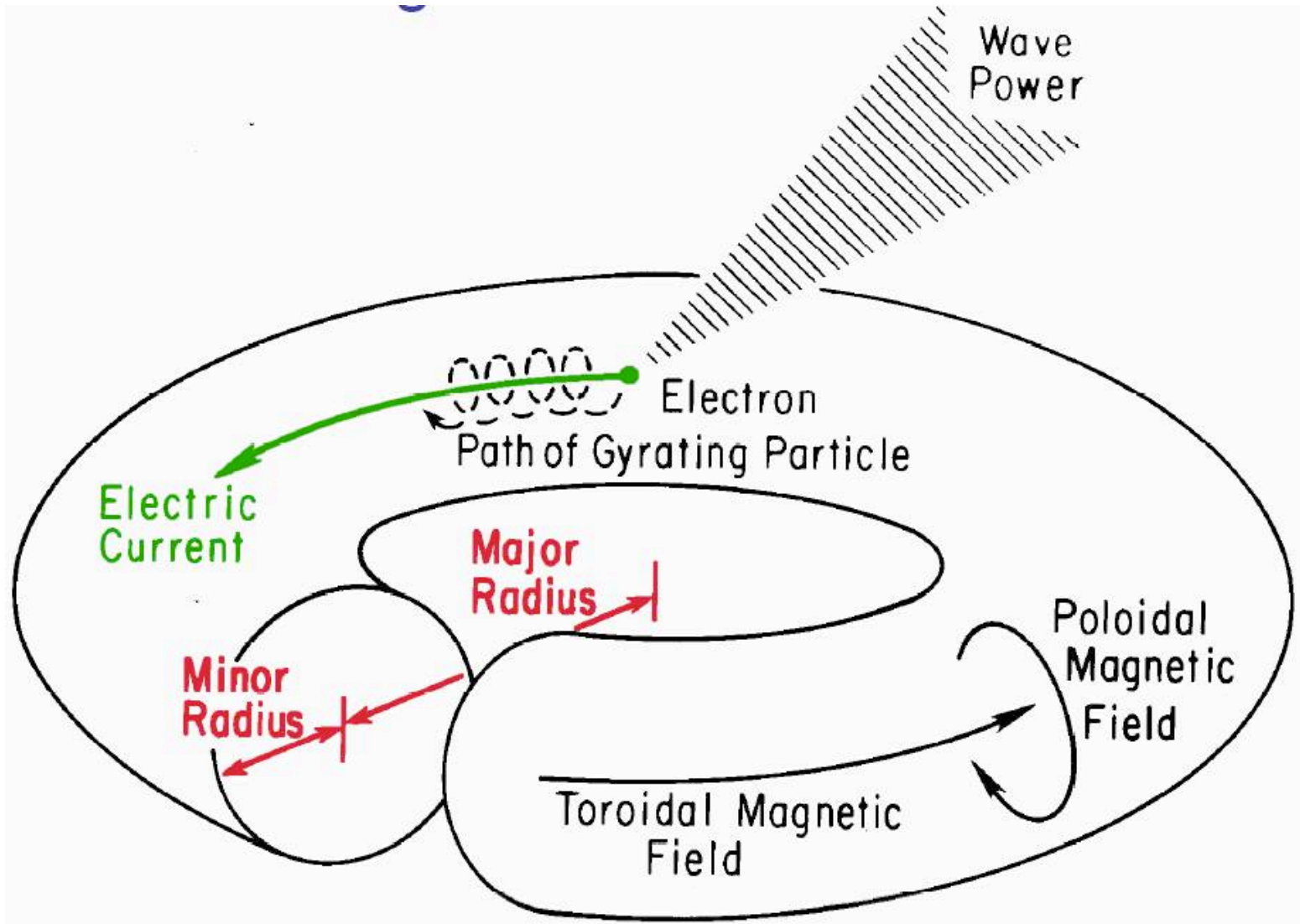
$$\tilde{n}_{MAX} \approx n_0$$

$$k = \frac{\omega_p}{c}$$

$$eE_{MAX} \approx \sqrt{n_0} \text{ GeV/cm}$$

Particles accelerated to relativistic energies, even as plasma motion is not

Heating a Tokamak with Waves



Tore Supra

new LH coupler (2001)

Antenna fully designed for long pulse operation:

4 MW, 1000 s, 3.7 GHz

(tested up to 3 MW, 9.5 s)

Limited power density


(25 MW/m² at full power and $n_{//0} = 2$)

Actively cooled side limiter

(exhaust capability: 10 MW/m²)

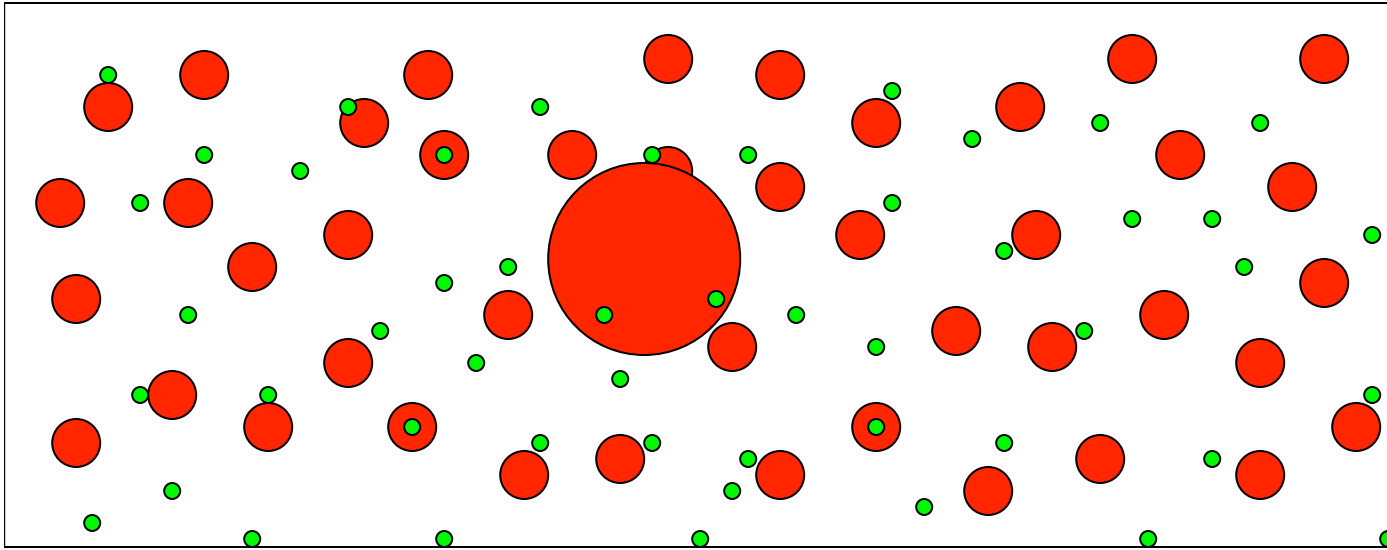
$$1.7 \leq n_{//0} \leq 2.3$$

Directivity: 70% ($n_{//0} = 2.0$)

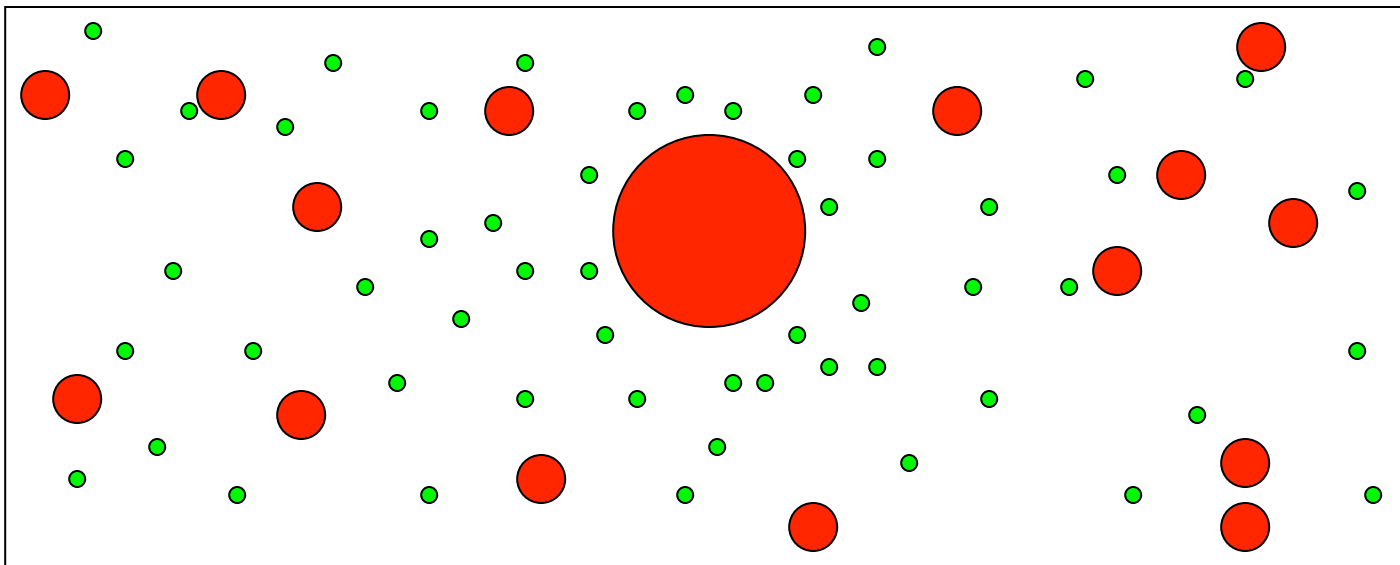


48 active / 9 passive waveguides

Plasma Shielding



Quasi-neutral
plasma



Plasma Shielding

Plasma Shielding

$$\nabla \cdot \epsilon_0 \vec{E} = \rho_T + \rho, \quad \rho_T = Q\delta(\vec{r})$$

$$\vec{E} = -\nabla\Phi.$$

$$\rho = n_i Z e - n_e e, \quad n_i = n_0 = \text{const.}$$

In equilibrium: $n_e = n_0 e^{e\Phi/kT}$ **Gibbs**

Linearize $n_e = n_0 + \tilde{n}, \quad \Phi = \Phi_0 + \tilde{\Phi} = \tilde{\Phi}$

$$-\epsilon_0 \nabla^2 \Phi = e n_0 (1 - e^{e\Phi/kT}) + Q\delta(\vec{r})$$

$$e^{e\Phi/kT} = 1 + e\Phi/kT + \dots$$

$$-\nabla^2 \Phi + \frac{1}{\lambda_D^2} \Phi = \frac{Q}{\epsilon_0} \delta(\vec{r}), \quad \lambda_D^{-2} \equiv \frac{n_0 e^2}{kT \epsilon_0}$$

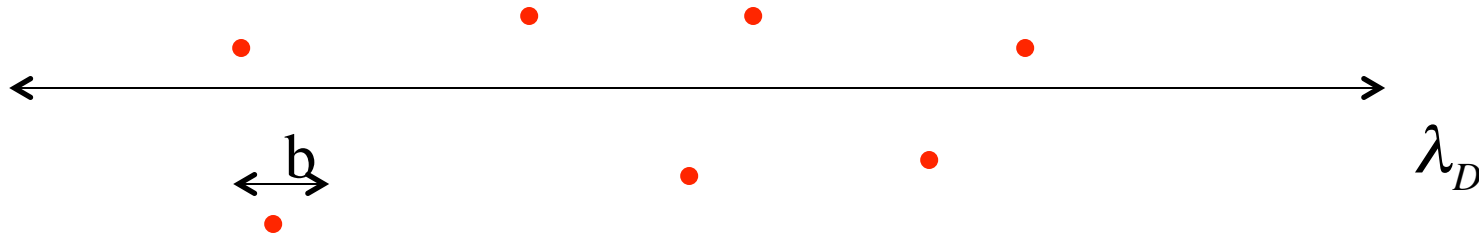
$$\Phi = \frac{Q}{4\pi\epsilon_0 r} e^{-r/\lambda_D}$$

For $T=10 \text{ keV}$
 $n=10^{14} \text{ cm}^{-3}$

$$\lambda_D = 10^{-4} \text{ m}$$

Ideal Plasma

For ideal plasma: $n\lambda_D^3 \gg 1$ \Rightarrow $\lambda_{mfp} \gg \lambda_D \gg n^{-1/3} \gg b$



$$b = \frac{e^2}{4\pi\epsilon_0 T}$$

$$\lambda_{mfp} = \frac{1}{n\pi b^2}$$

