

An Introduction to Inertial Confinement Fusion

**Luc Peterson
Lawrence Livermore National Laboratory**

**NUF / SULI Introductory Course on Plasma Physics
June 11, 2015**

peterston76@llnl.gov

 **Lawrence Livermore
National Laboratory**

LLNL-PRES-638432

This work was performed under the auspices of the U.S. Department of Energy by Lawrence Livermore National Laboratory under contract DE-AC52-07NA27344. Lawrence Livermore National Security, LLC




Thanks to


- Dan Clark
- Mordy Rosen
- The LLNL WCI and NIF Teams
- Princeton Plasma Physics Laboratory
- Photo / Video Credits: Lawrence Livermore National Laboratory

Outline.

I. Inertia



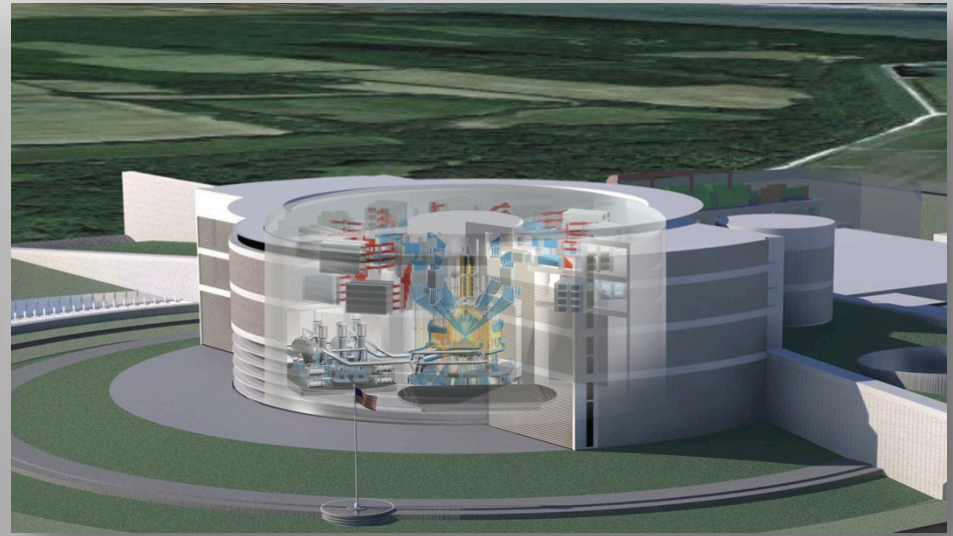
II. Compression



III. Ignition




IV. Power



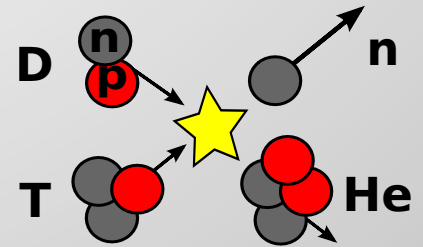
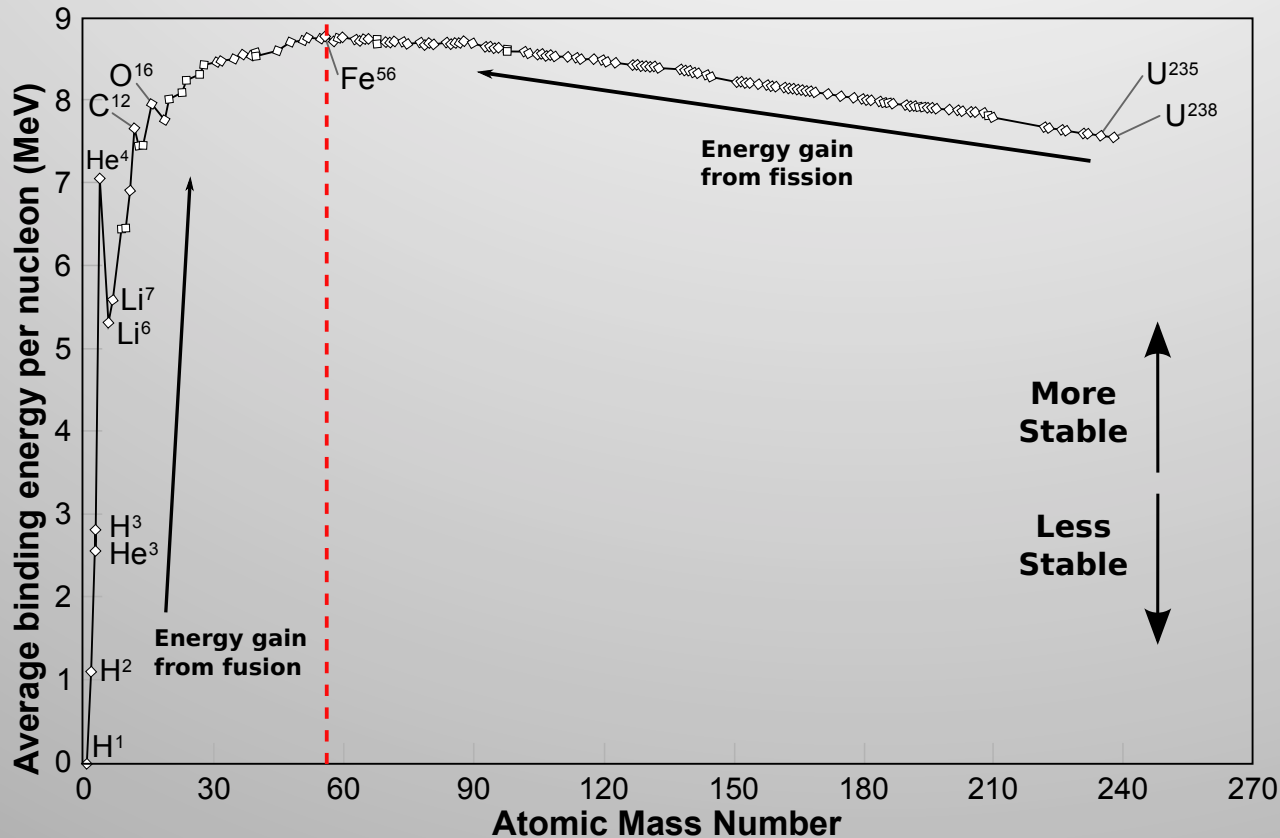
Outline.

I. Inertia



- When does fusion occur?
- How does inertial fusion compare to magnetic fusion?
- What is the basic idea behind inertial confinement fusion?

When light atoms fuse, they can release a lot of energy



Energy Density

DT Reaction
 17.6 MeV/5 amu
 3.4×10^8 MJ/kg

Burning Coal
 24 MJ/kg

But fusion requires a hot, dense plasma

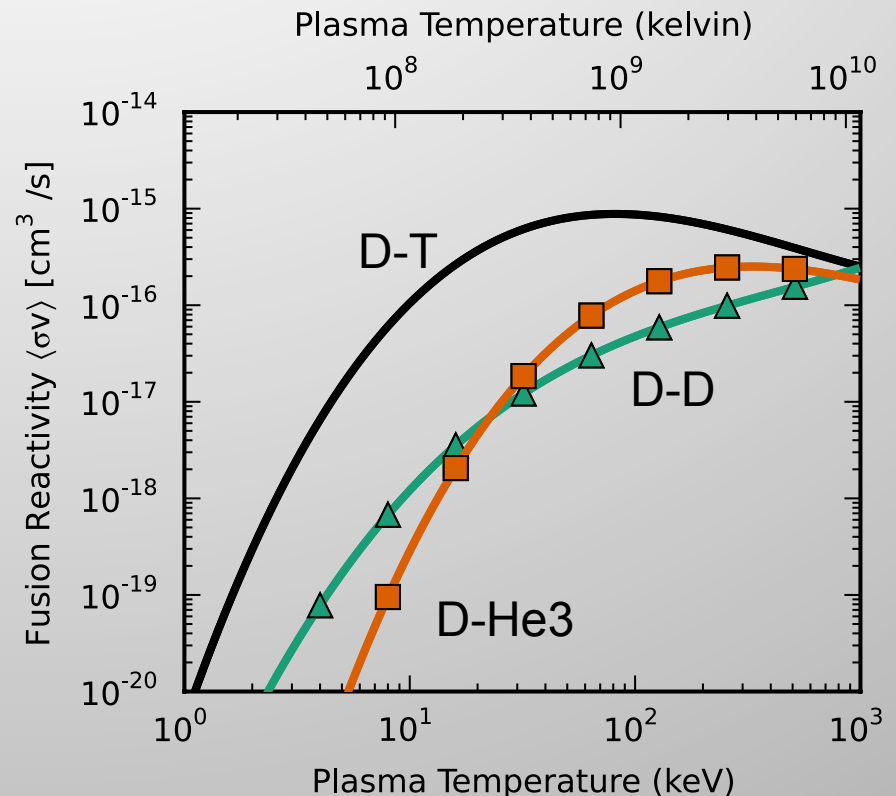
- Energy to overcome Coulomb barrier

$$T_i \sim 10 \text{ keV} \sim 10^8 \text{ K}$$

- Confinement (Lawson Condition)

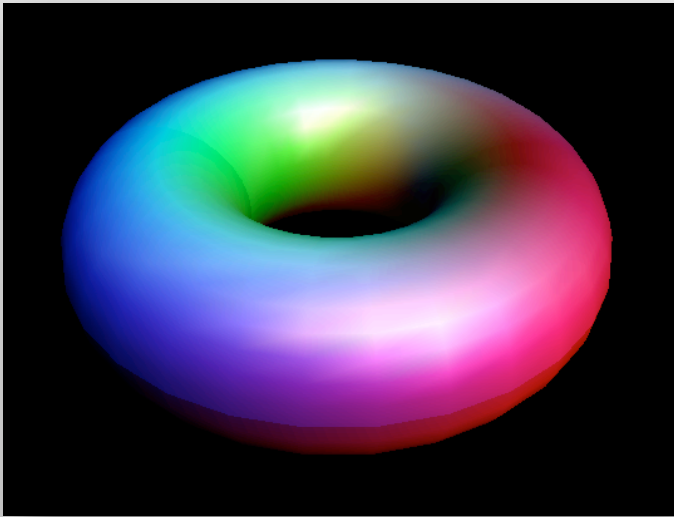
$$n\tau \geq 10^{14} \text{ s/cm}^3$$

Fusion Reactivities



At fixed temperature, can trade-off between density and confinement time.

Magnetic Confinement Fusion

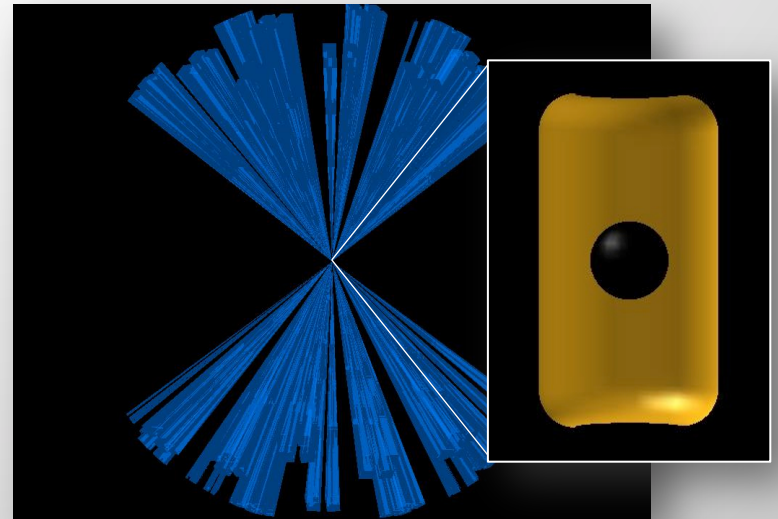


$$\tau \sim 10 \text{ s}$$

$$n \sim 10^{14} \text{ cm}^{-3}$$

Atmospheric Pressure

Inertial Confinement Fusion

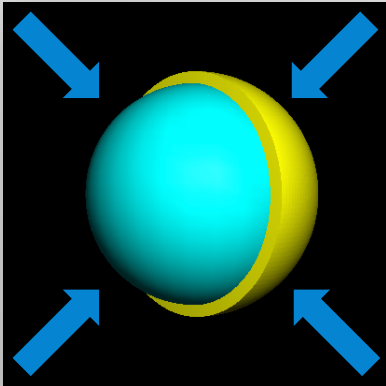


$$\tau \sim 10^{-11} \text{ s}$$

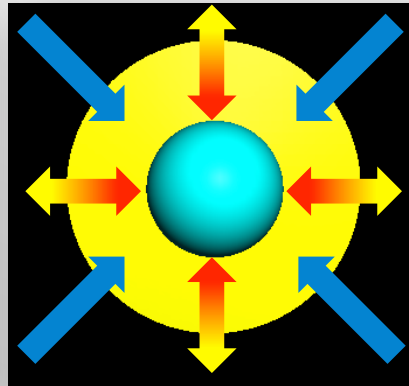
$$n \sim 10^{26} \text{ cm}^{-3}$$

100 Billion \times Atmospheric Pressure

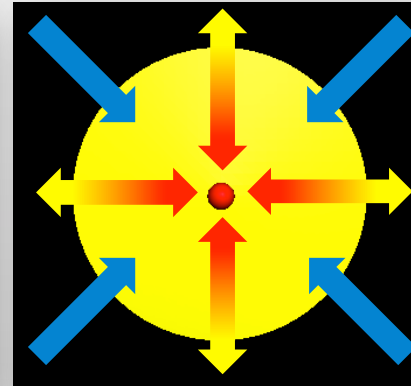
The basic idea of ICF is to compress fuel to thermonuclear conditions




Laser or other driving beam impinges on a millimeter scale capsule of cryogenic fuel.



Capsule surface blows off (ablates), driving fuel inward.



Fuel compresses and heats to thermonuclear conditions.



Fusion ignition occurs at capsule center.
Burn wave propagates out, consuming fuel.

What is “Inertial Confinement”?

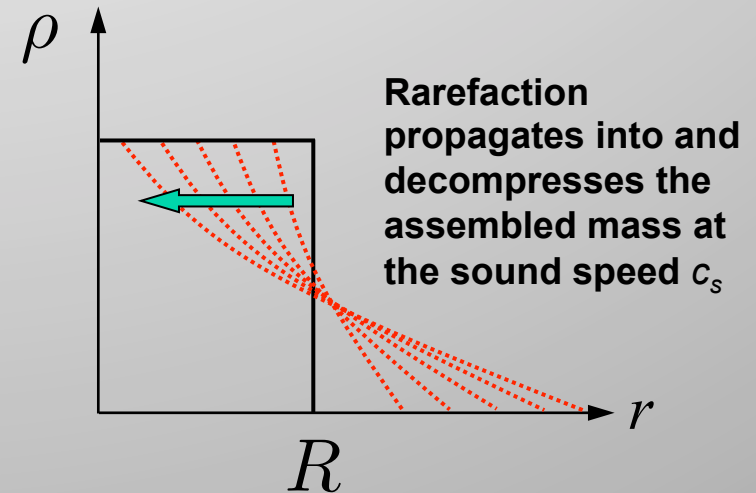
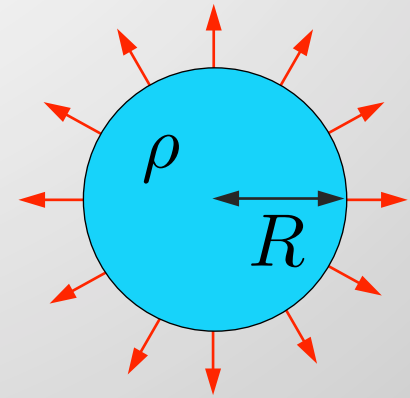
- Minimum form of confinement
- Fuel held together only by its own inertia

Mass-Averaged Confinement Time

$$\langle \tau \rangle \simeq \frac{1}{M} \int_0^R \underbrace{\rho \frac{R-r}{c_s}}_{\text{Local confinement time}} 4\pi r^2 dr$$

$$= \frac{4\pi \frac{\rho}{c_s} \left(\frac{Rr^3}{3} - \frac{r^4}{4} \right) \Big|_0^R}{\frac{4\pi}{3} \rho R^3}$$

$$= \frac{\underbrace{1}_{\text{Most mass is at}} \underbrace{R}_{\text{large radius}}}{\underbrace{4}_{\text{Most mass is at}} \underbrace{c_s}_{\text{large radius}}}$$



The fraction of fuel burned up depends on the “areal density” ρR

Fusion burn rate

$$\frac{dn_T}{dt} = n_T n_D \langle \sigma v \rangle$$
$$\Rightarrow \frac{dn}{dt} = \frac{n^2}{2} \langle \sigma v \rangle; \quad n_T = n_D = \frac{n}{2}$$

Integrate over confinement time

$$\frac{1}{n_{\text{final}}} - \frac{1}{n_{\text{init}}} = \frac{1}{2} \langle \sigma v \rangle \tau$$
$$\tau \simeq \frac{R}{4c_s}$$


Burn fraction

$$f = 1 - \frac{n_{\text{final}}}{n_{\text{init}}} = \frac{\rho R}{\rho R + 8m_i c_s / \langle \sigma v \rangle} \simeq \frac{\rho R}{\rho R + 6 \text{ g/cm}^2}; \quad T_i = 30 \text{ keV}$$

For $f \geq 1/3$ need $\rho R \geq 3.0 \text{ g/cm}^2 \Leftrightarrow n\tau \geq 2.0 \times 10^{15} \text{ s/cm}^2$

A reasonable fuel mass requires high fuel compression

Areal density requirement



Spherical imploded mass

$$\rho R \geq 3.0 \text{ g/cm}^2$$

$$M = \frac{4\pi}{3} \rho R^3 = \frac{4\pi}{3} \frac{(\rho R)^3}{\rho^2}$$

	ρ [g/cm ³]	ρR [g/cm ²]	R [cm]	M [g]	Y [MJ]
--	-----------------------------	-------------------------------	----------	---------	----------

DT @ 18 K	0.25	3.0	12.0	2.6×10^3	2.9×10^8 ~ 70 kilotons TNT!
1000 × compression	250	3.0	0.012	1.8×10^{-3}	612 ~ 1/7 ton ⇒ 1GW with 5 pulses/sec

How can even 600 MJ be contained?

- 1/7 ton TNT = several hundred pounds of high explosives!

Won't that destroy a target chamber?

No, because momentum/impulse leads to damage.

$$p = mv = \sqrt{2Em} = \sqrt{2 \cdot 600 \text{ MJ} \cdot 1.8 \times 10^{-3} \text{ g}} \simeq 50 \text{ kg m/s}$$

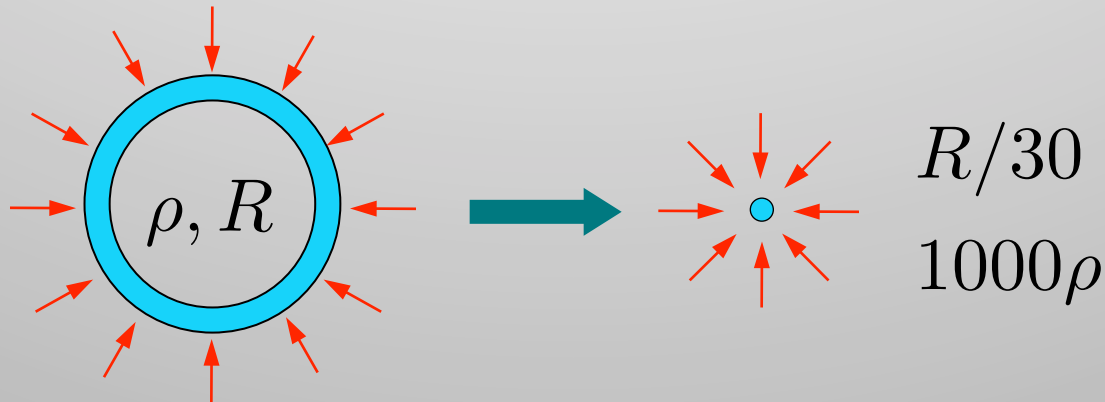
- A person walking into a wall. Not fun, but not catastrophic
- The momentum equivalent mass of TNT is ~ 1 firecracker
- Protecting the wall from neutron damage is another story...

Achieving such high densities requires spherical compression

Must exploit R^3 compression with spheres – R^2 or R^1 scaling with cylindrical or planar compression is not adequate

$$M = \frac{4\pi}{3} \rho_{\text{init}} R_{\text{init}}^3 = \frac{4\pi}{3} \rho_{\text{final}} R_{\text{final}}^3 \Rightarrow \frac{\rho_{\text{final}}}{\rho_{\text{init}}} = \left(\frac{R_{\text{init}}}{R_{\text{final}}} \right)^3$$

In practice, a hollow shell has more surface area and is easier to push with a given pressure than a solid sphere of the same mass




Goal: Convert shell kinetic energy to compression energy

$$\frac{1}{2} M v_{\text{imp}}^2 \rightarrow E_{\text{comp}}$$

Outline.


I. Inertia



- Fusion requires a confined, hot, and dense plasma
- ICF uses the capsule's own inertia for plasma confinement
- Such confinement doesn't last very long
- With short confinement we need to reach very high densities
- Spherical compression is required

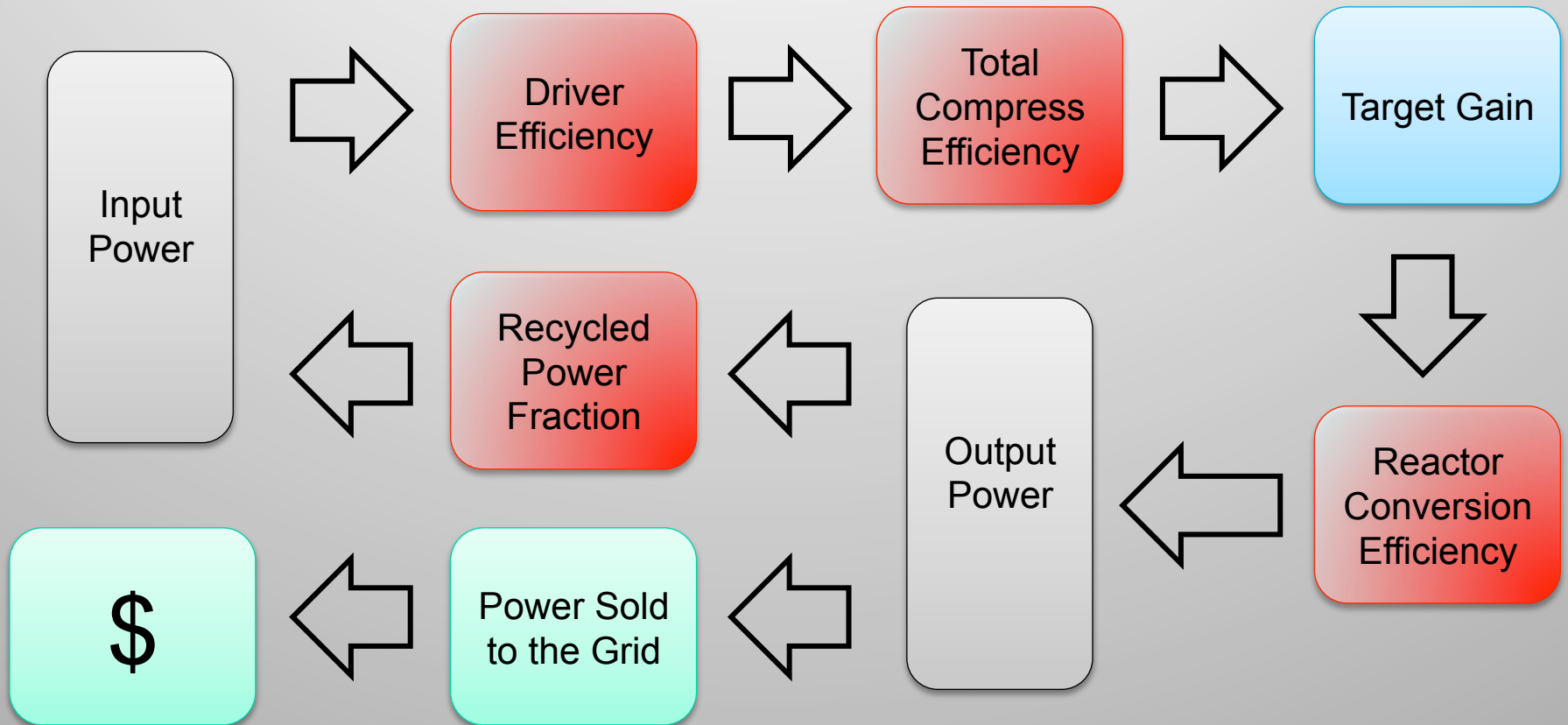
Outline.

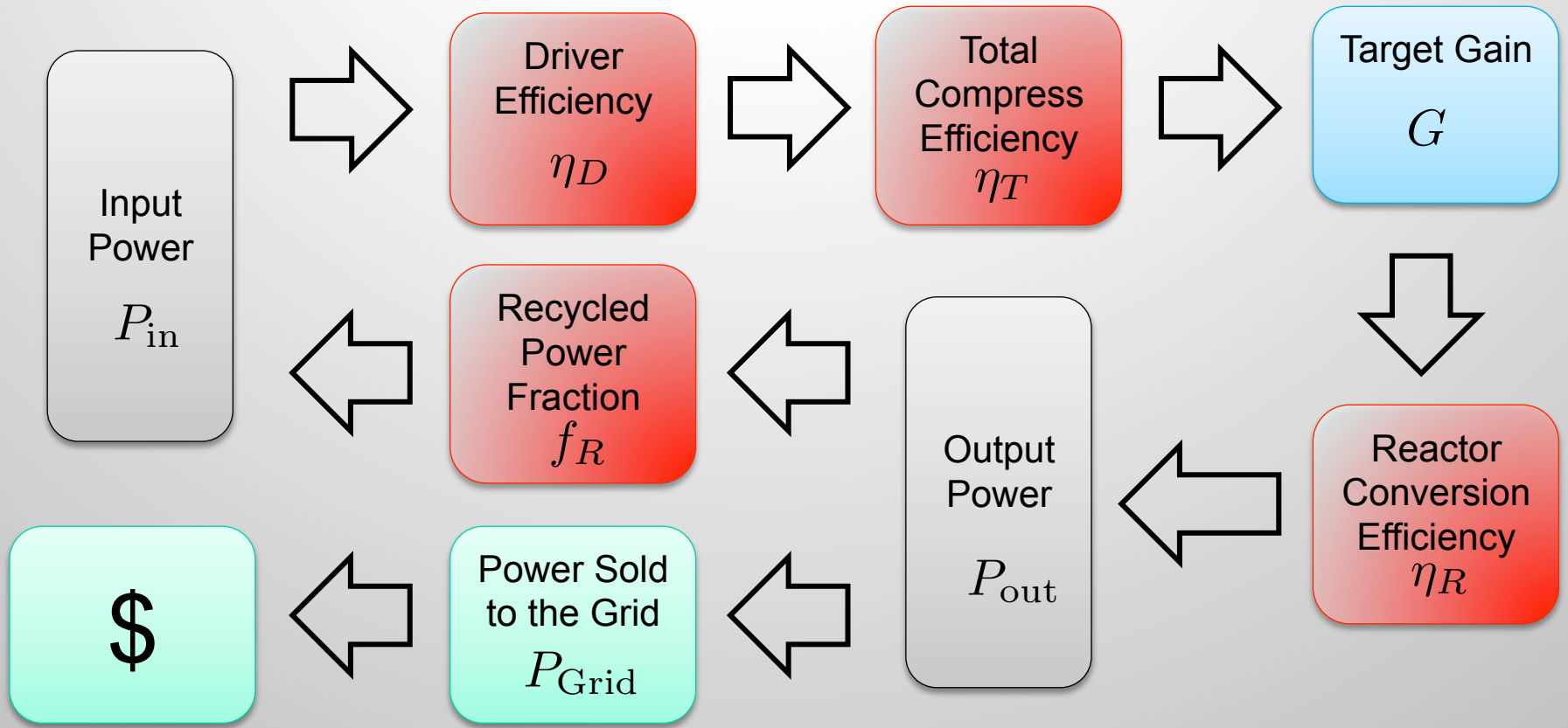
II. Compression



- What is the most efficient way to compress?
- How does the shell compress?
- What are “indirect” and “direct” drive?
- How much energy is necessary?

The goal is convert driver energy into compression energy as efficiently as possible





$$P_{Grid} = (1 - f_R)P_{out}$$

$$P_{in} = f_R P_{out} = f_R \eta_R G \eta_T \eta_D P_{in}$$

$$\Rightarrow f_R \eta_R G \eta_T \eta_D = 1$$

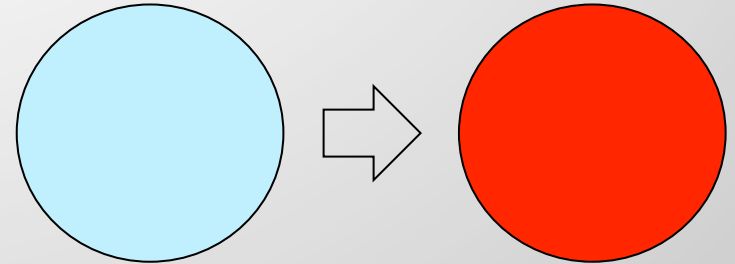
If we want: $f_R < 1/4$; $\eta_R = 0.4$

We need:

$$G \eta_T \eta_D > 10$$

Volumetrically heating DT is not efficient enough

Heating the ball of DT (one D, one T, two electrons) to 10 keV costs about



$$n \frac{3}{2} kT / M = 4 \frac{3}{2} [10 \text{ keV}] / [5 \text{ amu}] = 10^9 \text{ J/g}$$

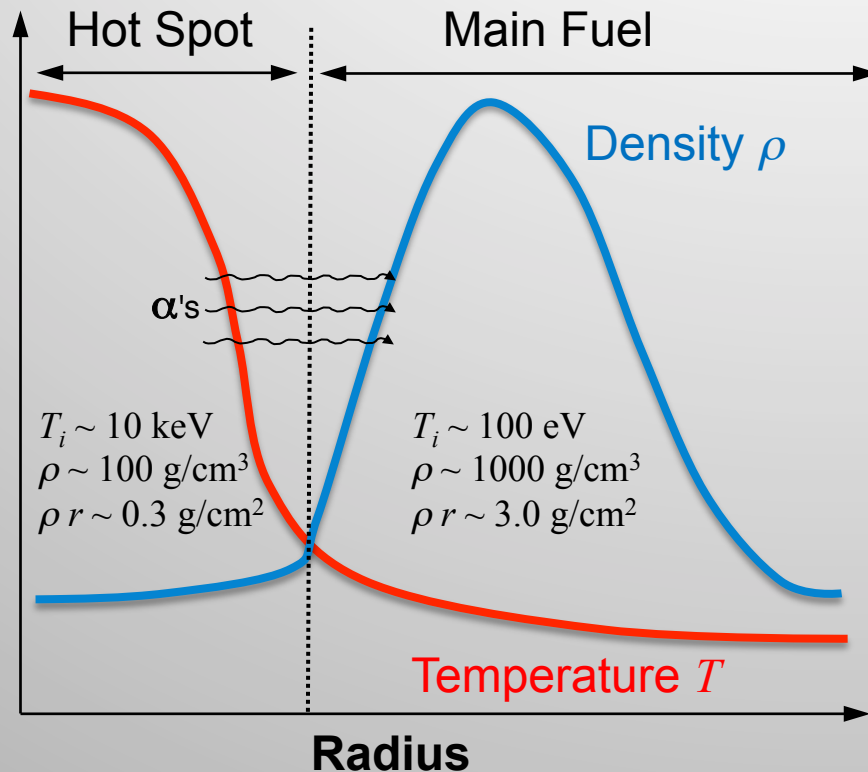
The fusion energy output from burning 1/3 of the DT is

$$\frac{1}{3} [3.4 \times 10^{11} \text{ J/g}] \simeq 10^{11} \text{ J/g}$$

Or a total gain of about 100 times the total efficiency of the driver/capsule compression, which is $\sim < 10\%$.

Total gain: < 10 . How can we do better?

Compression can get higher gain: “Hot Spot Ignition”



Don't heat all of fuel; compress center.

PdV work on low-density central region (“hot spot”) naturally heats it to $T_i \sim 10 \text{ keV}$

If hot spot $\rho r > 0.3 \text{ g/cm}^2$, α particles bootstrap temperature to $T_i \sim 100 \text{ keV}$

Thermonuclear burn wave propagates into cold main fuel and gives high yield

Total energy is now dominated by compression energy instead of heating energy and the gain can be much higher

The most efficient compression is isentropic

$$dU = TdS - PdV$$

$$-PdV = dU - TdS$$

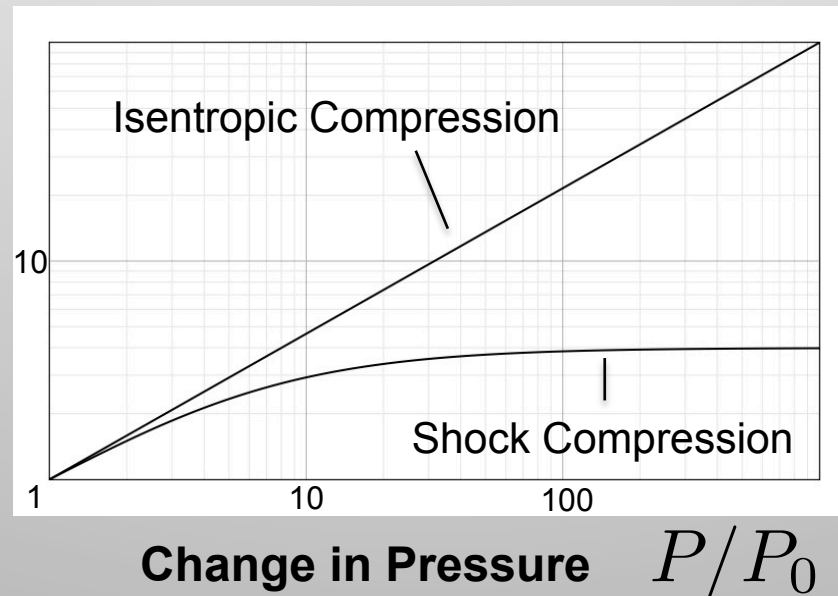
Minimize Work
Needed to
Compress



Minimize
Entropy
Generation

Change in
Density

$$\rho/\rho_0$$




Classical isentropic compression can reach arbitrarily high densities

But ICF doesn't have ideal compression

- Fast time-scales lead to shocks, which have compression limits
 - Solution: Multiple timed shocks to keep implosion as efficient as possible. A “shaped” pulse.
- High fuel compression means quantum back-pressure becomes important

Particle occupies a minimum phase space volume

$$\Delta x^3$$

$$\Delta p^3$$

Uncertainty Principle

$$\Delta p \geq h / \Delta x$$

Minimum Kinetic “Fermi” Energy

$$\epsilon_F \simeq \frac{\Delta p^2}{2m}$$

The Fermi energy sets the minimum energy needed to compress

$$\epsilon_F \simeq \frac{\Delta p^2}{2m} = \frac{h^2}{2m} \frac{1}{\Delta x^2} = \frac{h^2}{2m} \frac{1}{(V/N)^{2/3}}$$

$$P_F \sim \frac{N\epsilon_F}{V}$$
$$\sim \frac{h^2}{2m} \left(\frac{N}{V} \right)^{5/3}$$

$$\epsilon_F \propto \rho^{2/3}$$
$$P_F \propto \rho^{5/3}$$

$$\text{For DT: } P_F \text{ [Mbar]} = 2.2\rho^{5/3} \text{ [g/cm}^3\text{]}^3$$

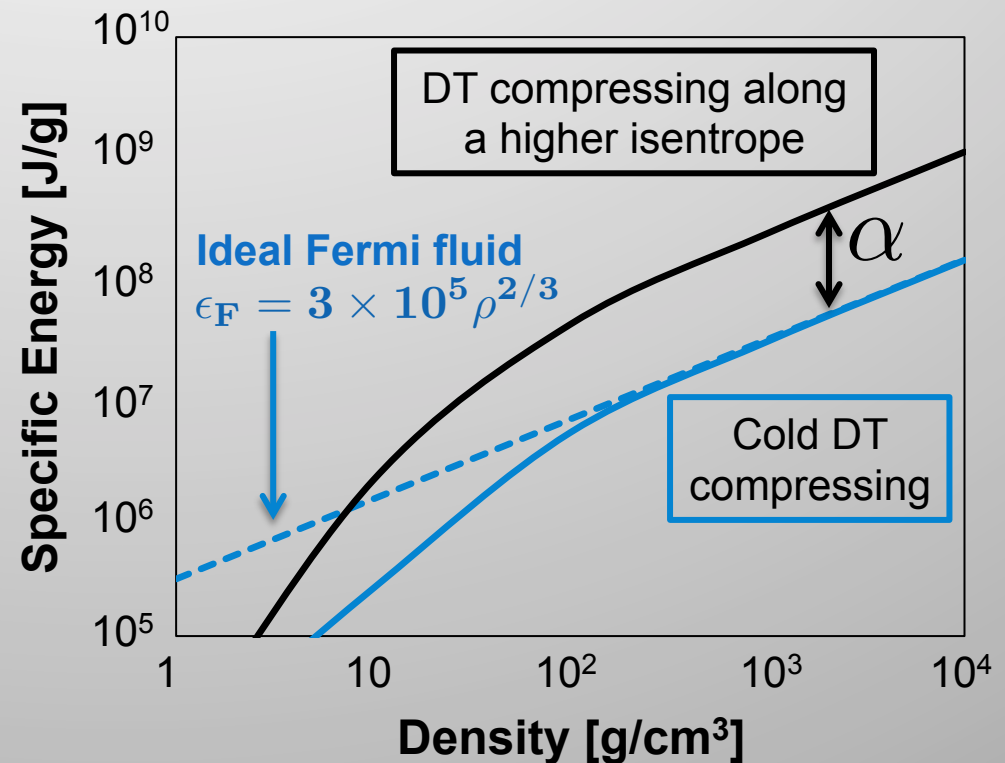
During compression, we want to minimize deviations from isentropic compression

Deviations are measured with the *isentropes parameter*

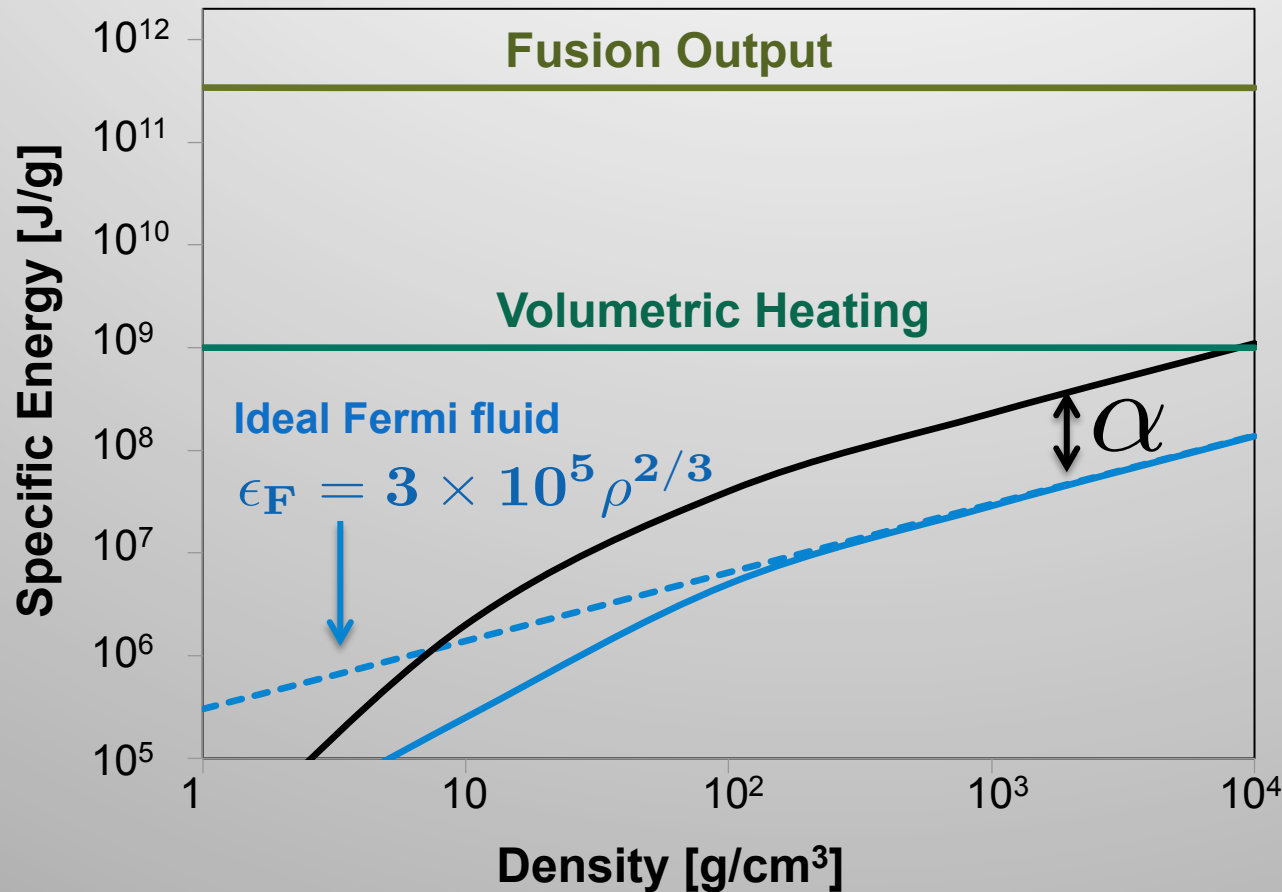
$$\alpha = P(\rho, T) / P_F(\rho)$$

Compressions with lower values of α are more efficient.

$$\begin{aligned} \epsilon &= \alpha \epsilon_F \\ &= \alpha \left[3 \times 10^5 \rho^{2/3} \right] \end{aligned}$$



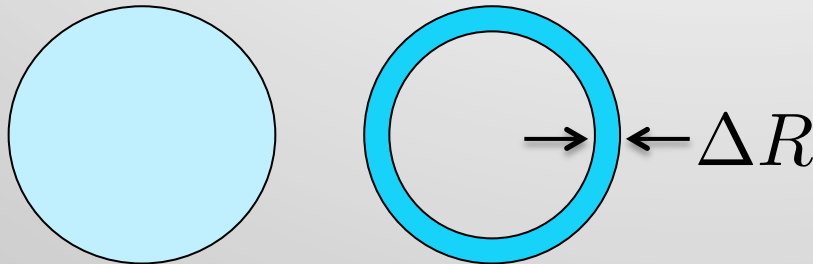
Compression costs less energy than volumetric heating, if α stays low



Energy cost is 100x less at 10^3 g/cm³

Hollow shells of DT ice have advantages for compression

- Require less pressure to accelerate than spheres

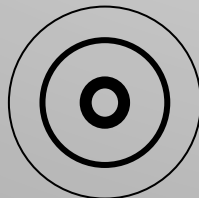


A shell has greater surface area / mass ratio

$$P \propto v_{\text{imp}}^2 \Delta R / R$$

- Easier to compress isentropically

$$\alpha \propto P_0 / \rho_0^{5/3} \longleftarrow \text{Maximize initial density: solid ice}$$



Converging shocks strengthen, create more entropy: shock fuel at large radius

What velocity is required to compress 1000x?


$$\frac{1}{2} M v_{\text{imp}}^2 = E_{\text{comp}} = M \epsilon$$

$$\Rightarrow v_{\text{imp}} \simeq 3.5 \times 10^6 \rho^{1/3} \alpha^{1/2} \text{ cm/s}$$

$$\simeq 3.5 \times 10^7 \text{ cm/s}$$

350 km/s > 780,000 mph
Earth orbital speed: 30 km/s

$$\rho = 10^3 \text{ g/cm}^3; \alpha = 1$$



Implosions reach peak velocity at ~ half initial radius

At 1/2 radius, 1/8 volume
Smaller radius, smaller volume, less potential for PdV work

What pressure is required to compress 1000x?

$$\frac{1}{2} M v_{\text{imp}}^2 = P \Delta V$$

$$\frac{1}{2} [\rho_{\text{init}} 4\pi R^2 \Delta R] v_{\text{imp}}^2 = P \frac{4\pi}{3} \left[R^3 - \left(\frac{R}{2} \right)^3 \right]$$

$$\Rightarrow P \simeq 300 \Delta R / R \text{ Mbar}$$

$$= 60 \text{ Mbar}; \Delta R / R = 1/5$$

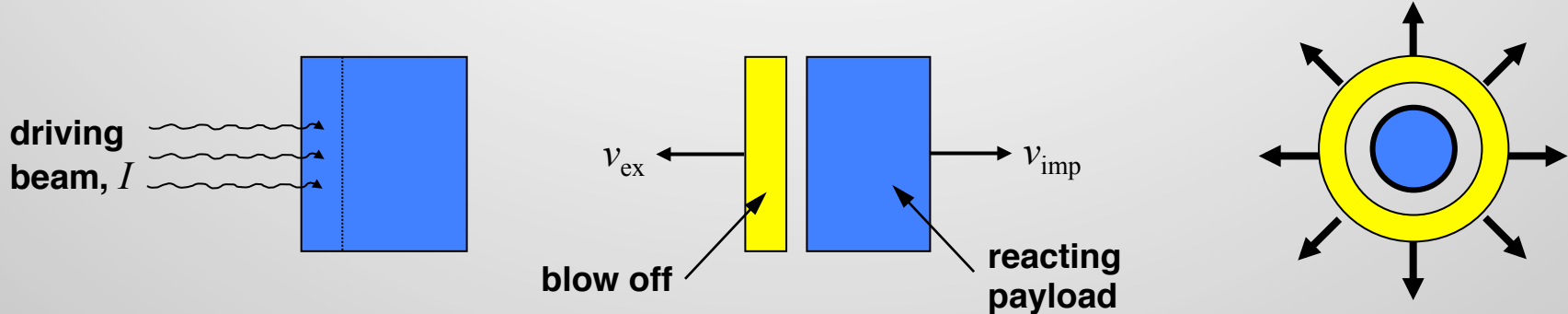
**The stagnation pressure is much higher than the driving pressure:
Convergence is Crucial**

$$P_{\text{final}} [\text{Mbar}] \simeq 2.2 \rho^{5/3} [\text{g/cm}^3] \simeq 10^5 \text{ Mbar} \gg 60 \text{ Mbar}$$

$$\rho = 10^3 \text{ g/cm}^3$$

ICF is actually rocket science!

Ablation-driven compression works like a rocket — conservation of momentum — but in spherical geometry



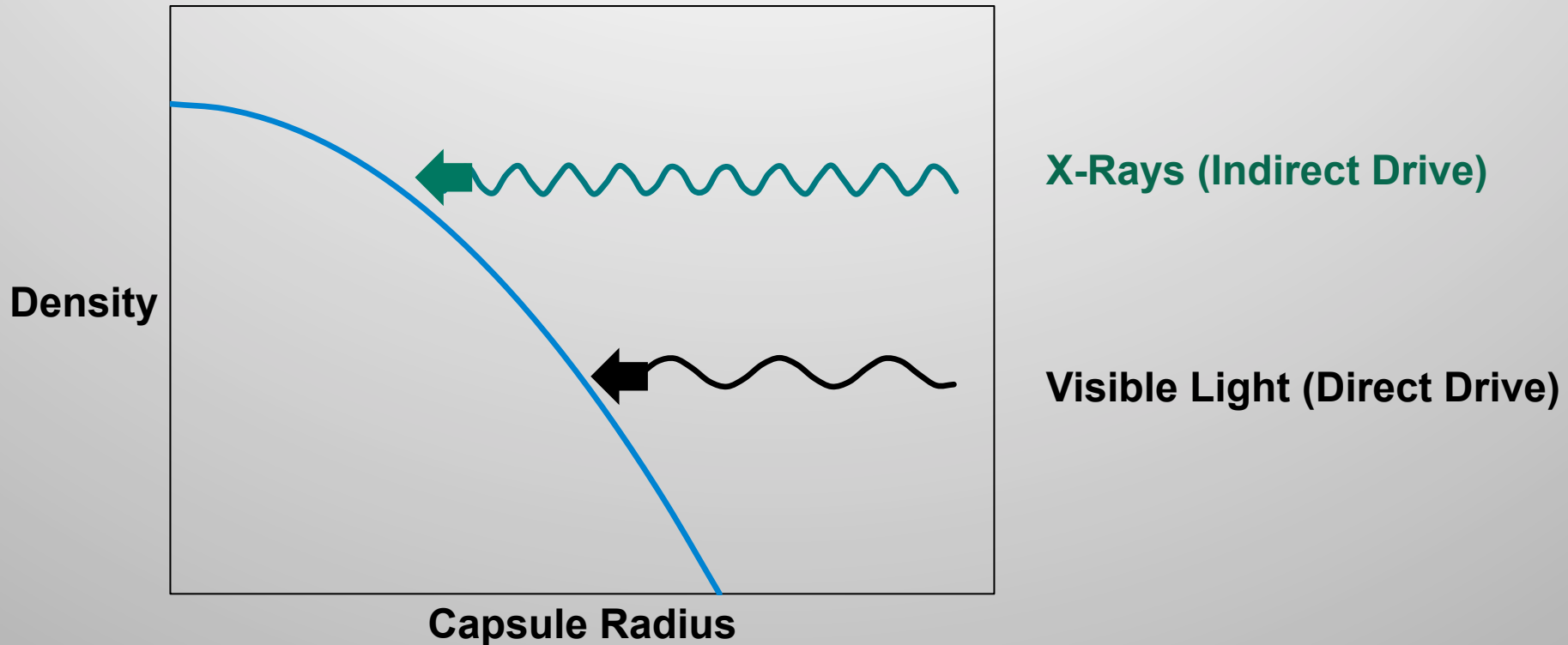
Exhaust Velocity

$$\begin{aligned}v_{\text{ex}} &\sim c_s \propto \sqrt{T} \\ \Rightarrow I &\sim nT v_{\text{ex}} \propto nT^{3/2} \\ \Rightarrow T &\sim (I/n)^{2/3} \\ \Rightarrow v_{\text{ex}} &\sim c_s \propto (I/n)^{1/3}\end{aligned}$$

Payload Velocity

$$\begin{aligned}m \frac{dv}{dt} &= v_{\text{ex}} \frac{dm}{dt} \\ \Rightarrow v_{\text{imp}} &= v_{\text{ex}} \ln X \\ &\sim (I/n)^{1/3} \ln X; \\ X &= m_{\text{final}}/m_{\text{initial}}\end{aligned}$$

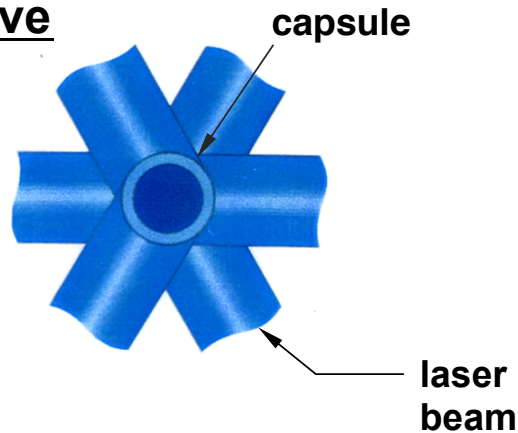
The absorption density depends on the radiation (plasma physics)



Higher frequency waves can penetrate into higher density plasma

Two approaches to ICF trade efficiency for drive uniformity

Direct drive

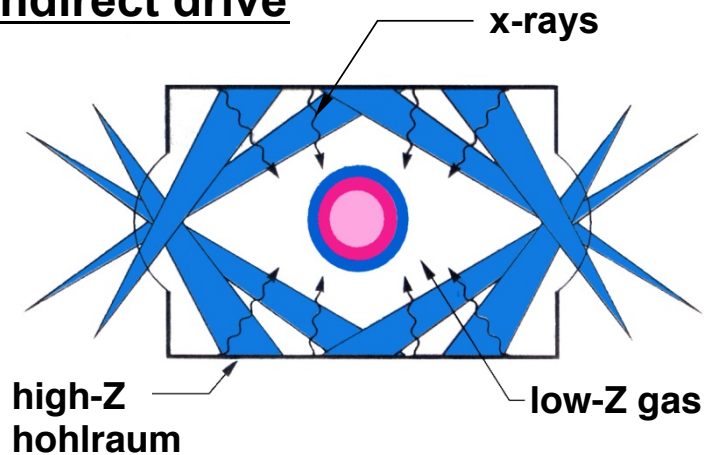


Laser beams impinge directly on capsule

High coupling efficiency $\eta_C \sim 80\%$

Requires very uniform illumination

Indirect drive



Lasers illuminate walls of high-Z enclosure (*hohlraum*), produces soft x-rays that irradiate capsule

Hohlraum smooths some nonuniformity

But significantly reduces coupling efficiency $\eta_C \sim 20\%$

Indirect drive ablates more mass and reaches higher drive pressures

	Direct drive	Indirect drive
v_{imp}	$\sim 3 \times 10^7$ cm/sec	$\sim 3 \times 10^7$ cm/sec
I	$\sim 10^{15}$ W/cm ²	$\sim 10^{15}$ W/cm ²
n_{absorb}	$\sim 10^{21}$ cm ⁻³	$\sim 10^{24}$ cm ⁻³
$v_{\text{ex}} \sim c_s \sim T^{1/2} \sim (I/n)^{1/3}$	$\sim 10^8$ cm/sec	$\sim 2 \times 10^7$ cm/sec
$P \sim nT \sim n^{1/3} I^{2/3}$	90 Mbar	400 Mbar
$v_{\text{imp}} \sim v_{\text{ex}} \ln X \Rightarrow X$	0.7	0.2

Indirect drive has a higher hydrodynamic (“rocket”) efficiency

Hydrodynamic Efficiency

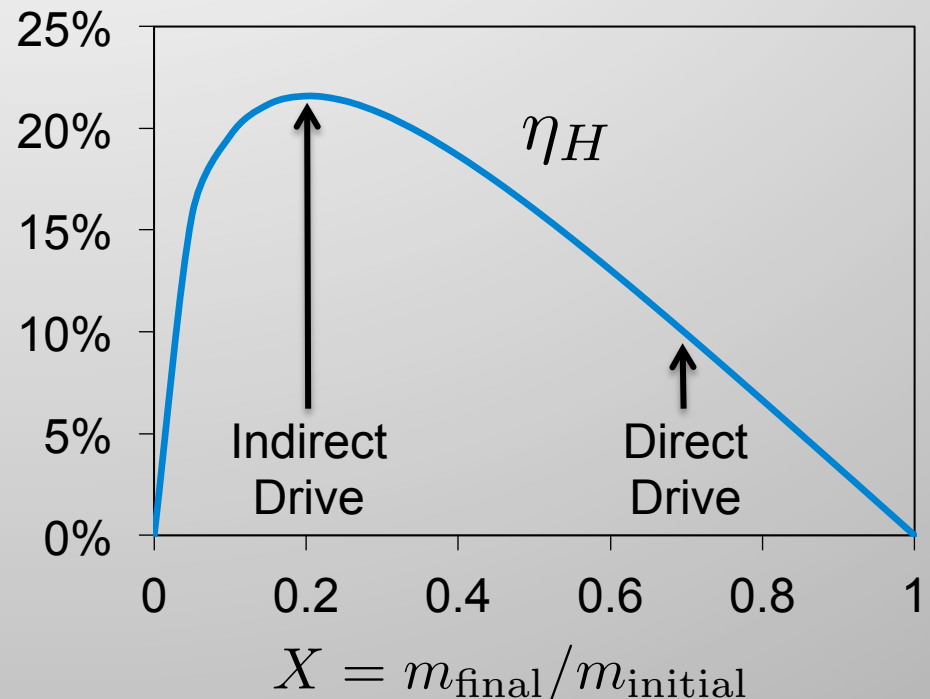
$$\eta_H = \frac{\frac{1}{2} m_{\text{final}} v_{\text{imp}}^2}{\frac{1}{2} (m_{\text{initial}} - m_{\text{final}}) v_{\text{ex}}^2}$$
$$\approx \frac{1}{3} \frac{X (\ln X)^2}{1 - X}$$

But this advantage is offset by the lower coupling efficiency

$$\eta_T = \eta_C \cdot \eta_H$$

$$\eta_{\text{direct}} = 0.8 \cdot 0.1 = 8\%$$

$$\eta_{\text{indirect}} = 0.2 \cdot 0.2 = 4\%$$



Compression and hot spot ignition gives more gain than volume heating

$$\epsilon_{DT} = 3.4 \times 10^{11} \text{ J/g} \quad \epsilon_F = 3.0 \times 10^5 (\rho \text{ [g/cm}^3])^{2/3} \text{ J/g} \quad \epsilon_{\text{Vol. Heat}} = 10^9 \text{ J/g}$$

$$\overbrace{\eta_C \cdot \eta_H}^{\eta_T} \cdot \overbrace{f \cdot \epsilon}^G = E_{\text{out}}/E_{\text{in}}$$

					$\epsilon_{DT}/\epsilon_{\text{Vol. Heat}}$	
Volumetric Heating	direct drive	0.8	0.1	1/3	340	10
	indirect drive	0.2	0.2	1/3	340	5
					$\epsilon_{DT}/\alpha_F \epsilon_F$	
Hot Spot Ignition	direct drive	0.8	0.1	1/3	$(2 \times 10^4) / 2.0$	120
	indirect drive	0.2	0.2	1/3	$(2 \times 10^4) / 1.5$	80

About how much energy would you need to do indirect drive hot spot ignition / high gain?


A simple estimate:

$$E_{\text{driver}} \cdot \eta_C \cdot \eta_H > E_{\text{comp}} = \frac{1}{2} M v_{\text{imp}}^2$$
$$\Rightarrow E_{\text{driver}} > \frac{M v_{\text{imp}}^2}{2 \eta_C \eta_H} = \frac{[1.8 \times 10^{-3} \text{ g}] [3 \times 10^7 \text{ cm/s}]^2}{2 \cdot 0.2 \cdot 0.2}$$
$$\Rightarrow E_{\text{driver}} > 2.0 \text{ MJ}$$

Numerical simulations show that ignition and high gain are possible with a driver with energy of ~ 1 MJ

Outline.

II. Compression



- Compressing and igniting a central hot spot is more efficient than volumetrically heating the DT
- Low entropy compression is easier
- The capsule is a spherical rocket, uses ablation
- Indirect drive ablates with x-rays, has higher rocket efficiency
- Direct drive ablates directly with lasers, has higher coupling efficiency
- About 1 MJ is necessary for indirect drive hot spot ignition

Outline.

- What is the National Ignition Facility?
- What are its goals? specifications?
- What does the facility look like?

III. Ignition



The National Ignition Facility (NIF) is a 192 beam laser system at Lawrence Livermore National Laboratory



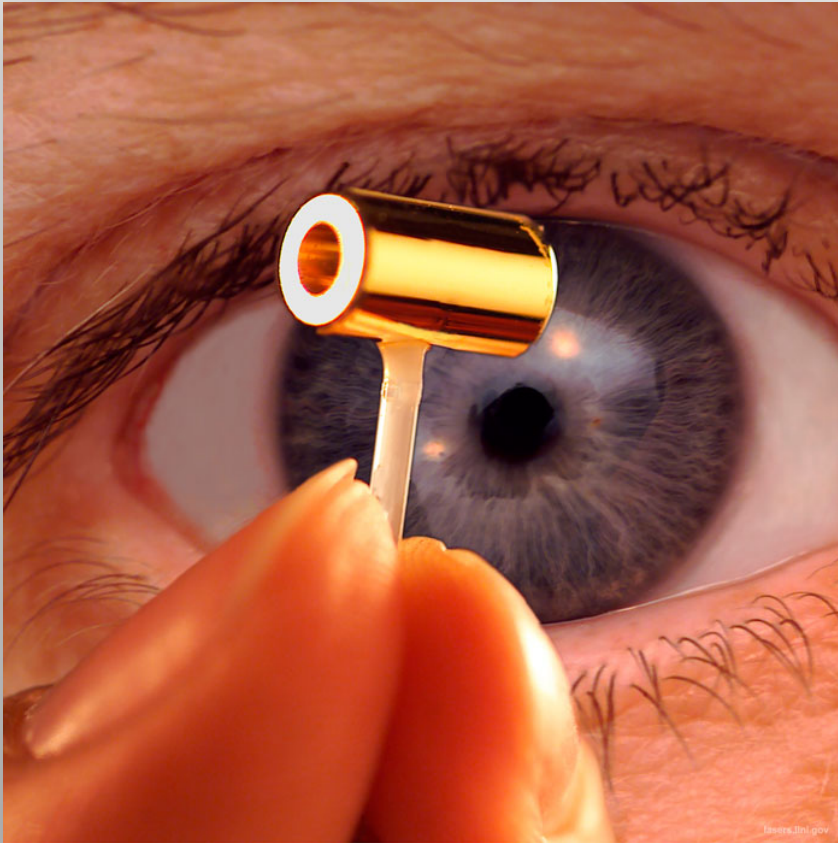
2009: Dedicated
2010: Began Ignition Experiments
2013: Transitioned to User Facility

San Francisco

LLNL

National Ignition Facility

NIF aims to ignite an indirectly driven ICF capsule



Direct 192 laser beams into a hohlraum the size of a pencil eraser

NIF has delivered over 500 TW of power and 1.8 MJ of energy

Typical pulse length is about 20 ns long

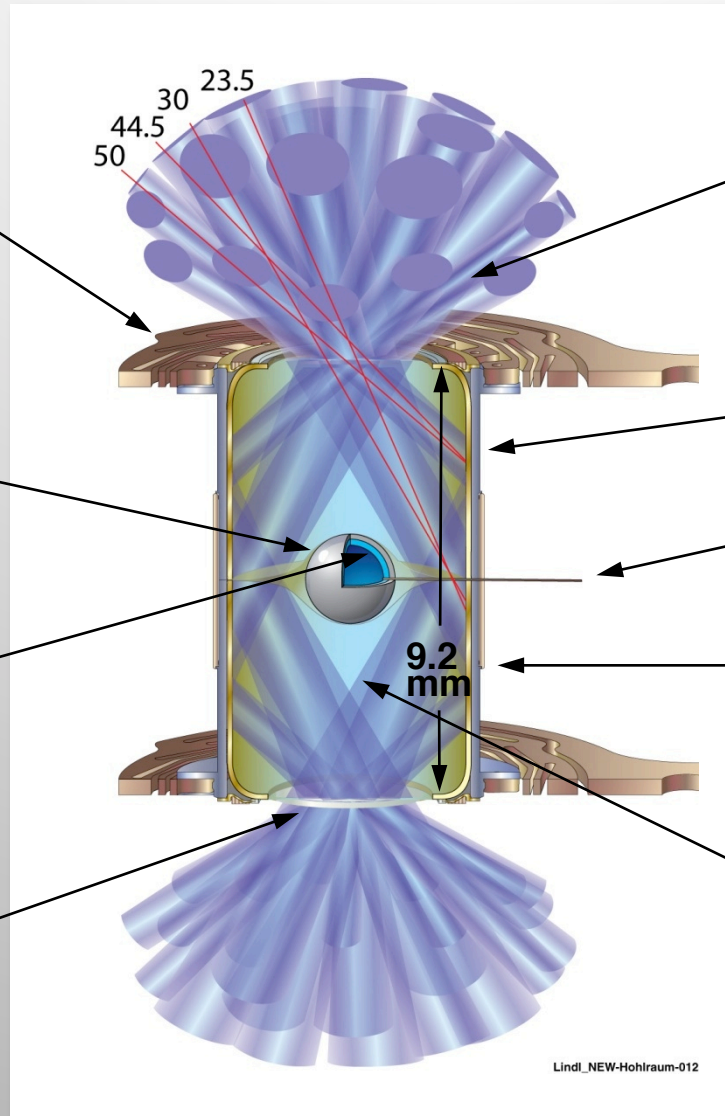
A NIF Target

Cryo-cooling ring

Capsule (plastic or other)

Solid DT fuel layer

Laser Entrance Hole (LEH) with window



Laser beams (24 quads through each LEH arranged to illuminate two rings on the hohlraum wall)

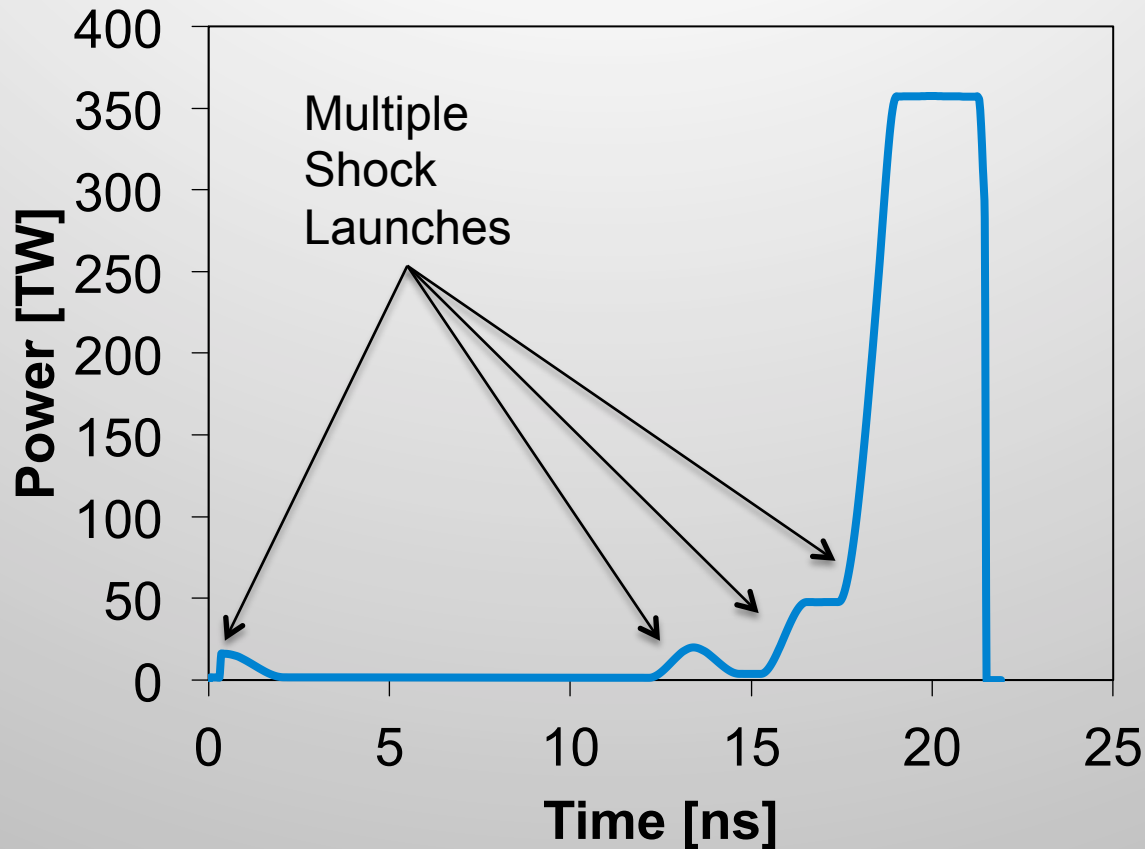
Aluminum assembly sleeve

Capsule fill tube

Hohlraum wall – High-Z for opacity

Hohlraum fill – He gas (1.3 mg/cm^3) (or He/H)

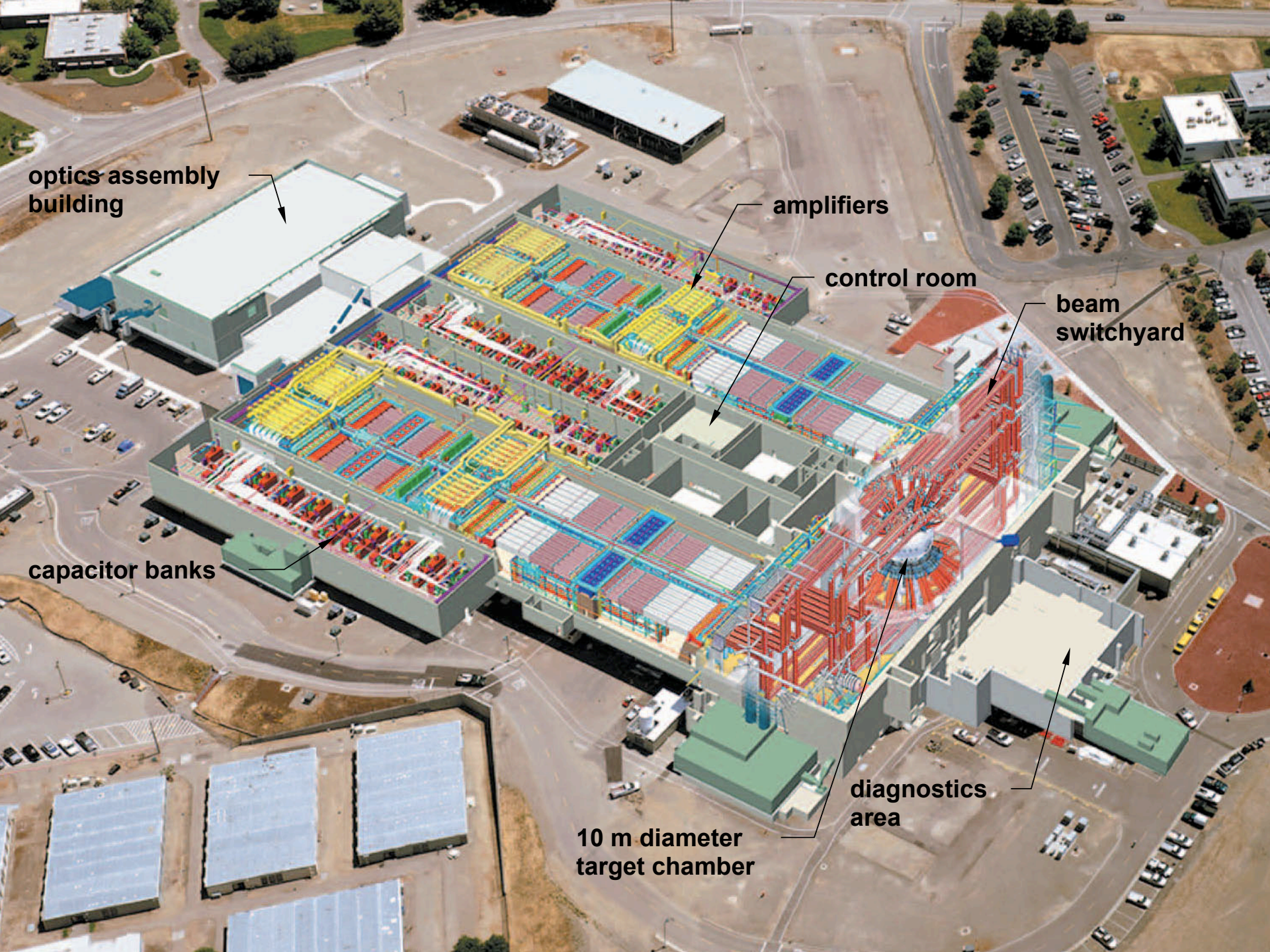
A NIF Laser Pulse



- Multiple, carefully timed shocks
- The whole laser beam is about 20 ns long (or 20 feet in length!)







optics assembly building

amplifiers

control room


beam switchyard

capacitor banks

diagnostics area


10 m diameter target chamber

A NIF Shot



Movie: <https://lasers.llnl.gov/media/video-gallery/ride-the-beamline>











Star Trek into Darkness
Paramount Pictures































Outline.

- The National Ignition Facility (NIF) is an inertial confinement fusion facility at Lawrence Livermore National Laboratory
- NIF aims to ignite an indirectly driven capsule


III. Ignition



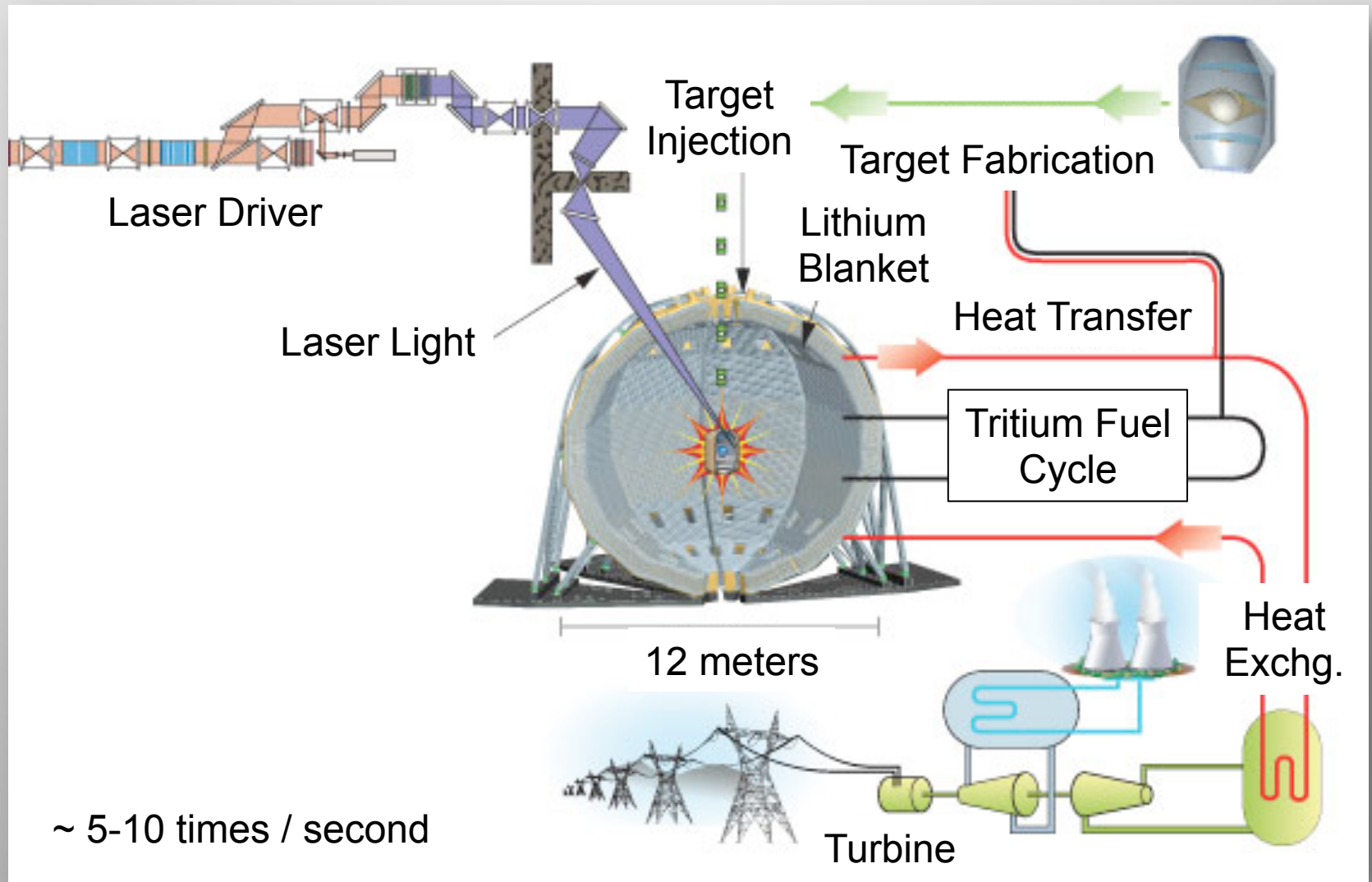
Outline.

- What would an Inertial Fusion Energy power plant look like?
- How could it work?
- What are some technologies/concepts being considered?

IV. Power



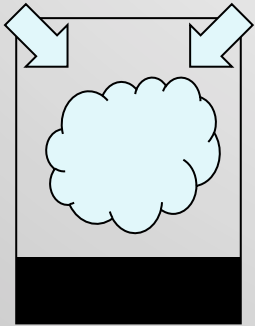
A conceptual Laser IFE power plant



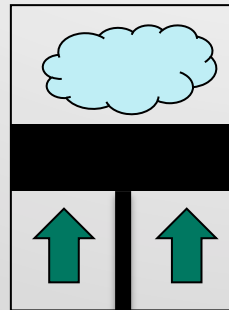
ST&R, 7/11

IFE would be like a fusion internal combustion engine


Internal Combustion



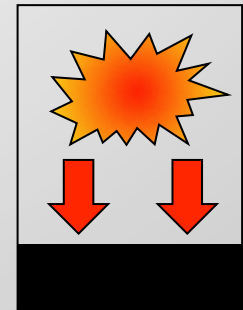
Fuel Injection





Compression





Ignition



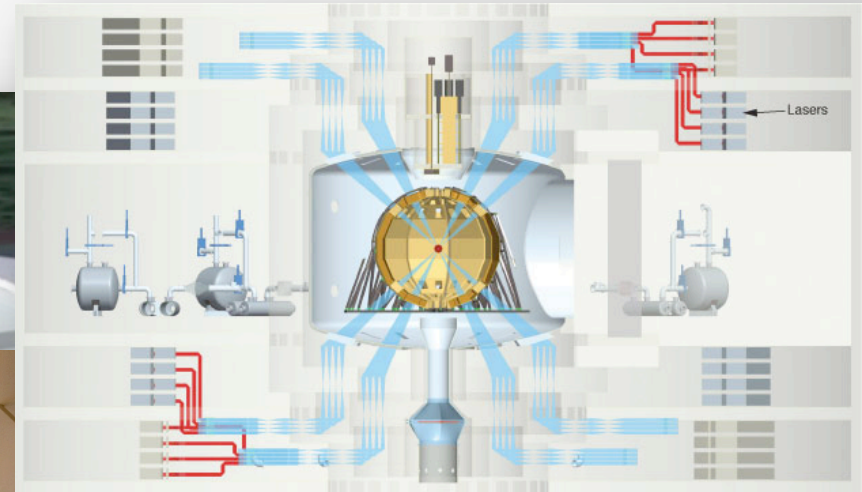
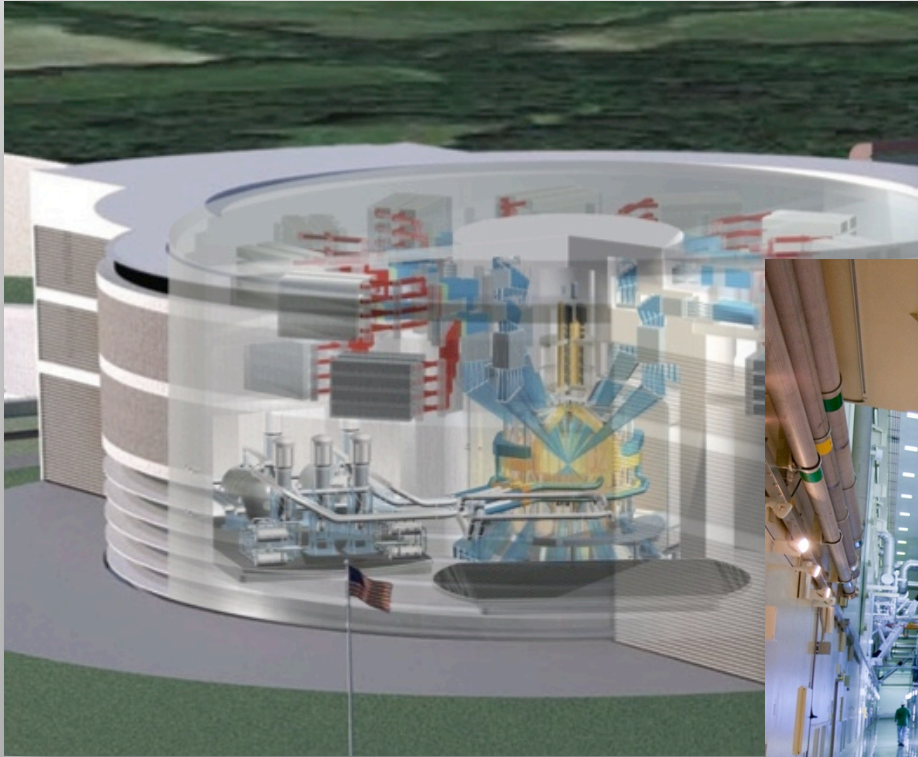
Chemical Burn ↑
Thermonuclear Burn ↓



Inertial Fusion Energy

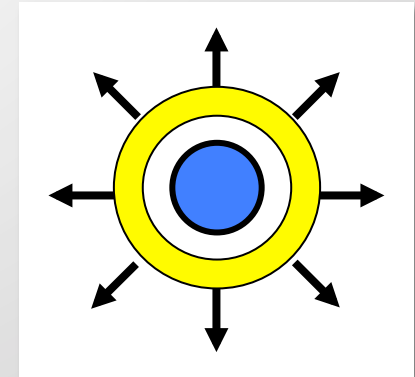
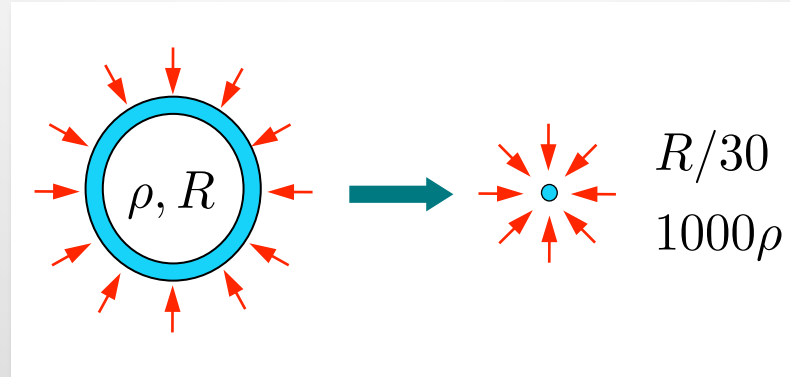
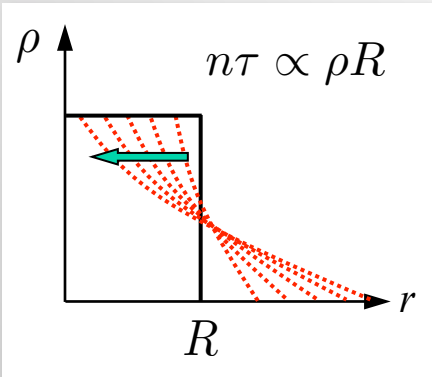


Technology development on IFE is a parallel effort

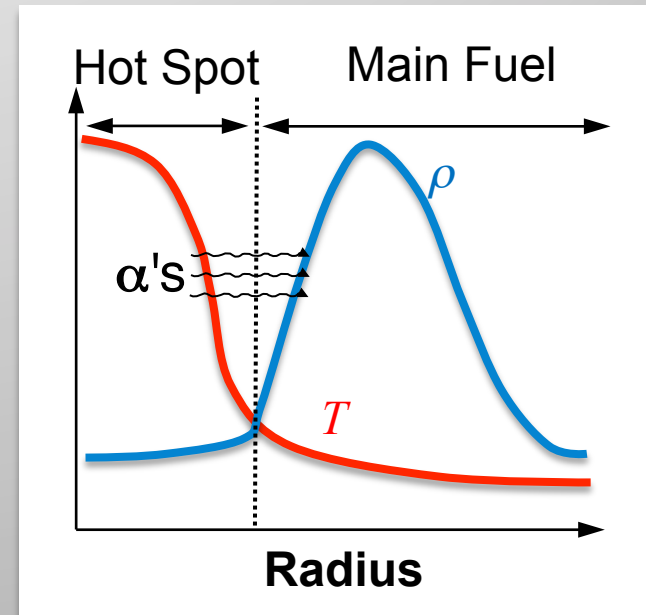


LIFE Project
life.llnl.gov

A summary



- Confinement depends on $\rho R > 3 \text{ g/cm}^2$
- Need to compress density $\times 1000$ at high velocity $\sim 300 \text{ km/s}$
- Works w/ ablation like a spherical rocket
- Low entropy compression and hot spot ignition can reach high gain
- NIF is designed to demonstrate ignition



Experiments at NIF are shedding light on material under the extreme conditions necessary for ICF

nature

International weekly journal of science

Home | News & Comment | Research | Careers & Jobs | Current Issue | Archive | Audio & Video | For Authors

Archive | Volume 506 | Issue 7488 | Letters | Article

NATURE | LETTER

日本語要約

Fuel gain exceeding unity in an inertially confined fusion implosion

O. A. Hurricane, D. A. Callahan, D. T. Casey, P. M. Celliers, C. Cerjan, E. L. Dewald, T. R. Dittrich, T. Döppner, D. E. Hinkel, L. F. Berzak Hopkins, J. L. Kline, S. Le Pape, T. Ma, A. G. MacPhee, J. L. Milovich, A. Pak, H.-S. Park, P. K. Patel, B. A. Remington, J. D. Salmonson, P. T. Springer & R. Tommasini

[Affiliations](#) | [Contributions](#) | [Corresponding author](#)

Nature 506, 343–348 (20 February 2014) | doi:10.1038/nature13008

Received 01 November 2013 | Accepted 07 January 2014 | Published online 12 February 2014
[Corrigendum \(June, 2014\)](#)

It's an exciting time for science!

Thanks!

