

Innovations and New Ideas in Magnetic Fusion Energy

or

“How we learn about magnetic containment and the potential to reduce the cost of fusion energy with alternate configurations”

Mike Mael
Columbia University
<http://www.columbia.edu/~mem4/>

National Undergraduate Fusion Fellowship Program
10 June 2015

The slides for this talk are online at:
http://www.apam.columbia.edu/mauel/mauel_pubs/NUF2015-DiscoveryMagFusion.pdf

Outline

- Columbia University's plasma physics experiments
- Many types of plasma tori: testing our predictive understanding
- Fusion energy needs innovation to overcome challenges to economic viability

Over 200 tokamaks and *soon there will be ITER...*

We know a lot about the challenging economics of tokamak-based fusion energy

- **Innovations and new ideas from creative new scientific investigations are the only way to address these challenges**

(2004) SPIDER-MAN 2


 COLUMBIA | ENGINEERING
The Fu Foundation School of Engineering and Applied Science

Columbia University Collaborator
Dr. Otto Octavius Stabilize Fusion in NYC...


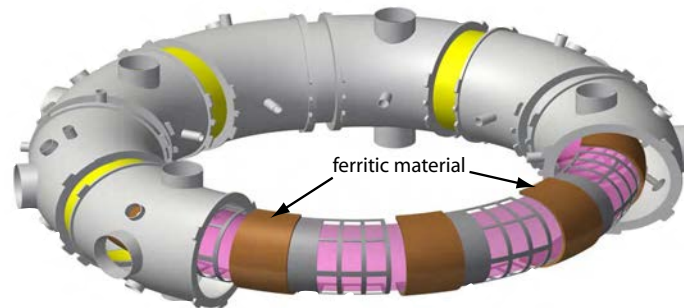


Magnetized Plasma Physics Research at Columbia University


- CNT Stellarator



- HBT-EP Tokamak




- CTX/LDX Dipoles

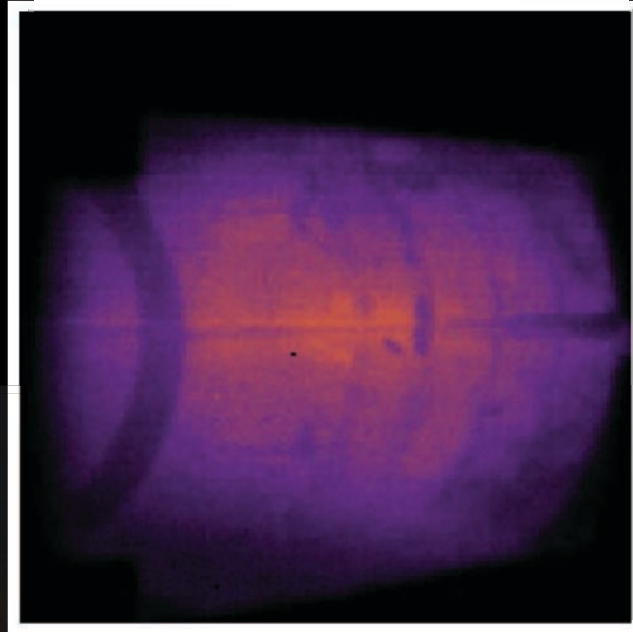


Magnetized Plasma Physics Research at Columbia University

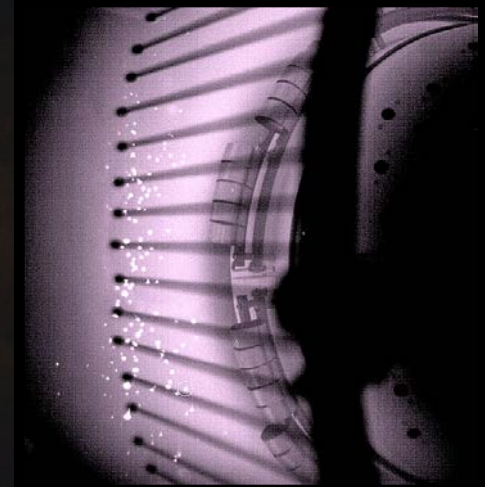
- CNT Stellarator



- HBT-EP Tokamak



- CTX/LDX Dipoles



How Do Magnetic Fields Confine Ionized Matter?

Equations of magnetic confinement...

$$\text{(No monopoles)} \quad \nabla \cdot \mathbf{B} = 0$$

$$\text{(No charge accumulation)} \quad \nabla \cdot \mathbf{J} = 0$$

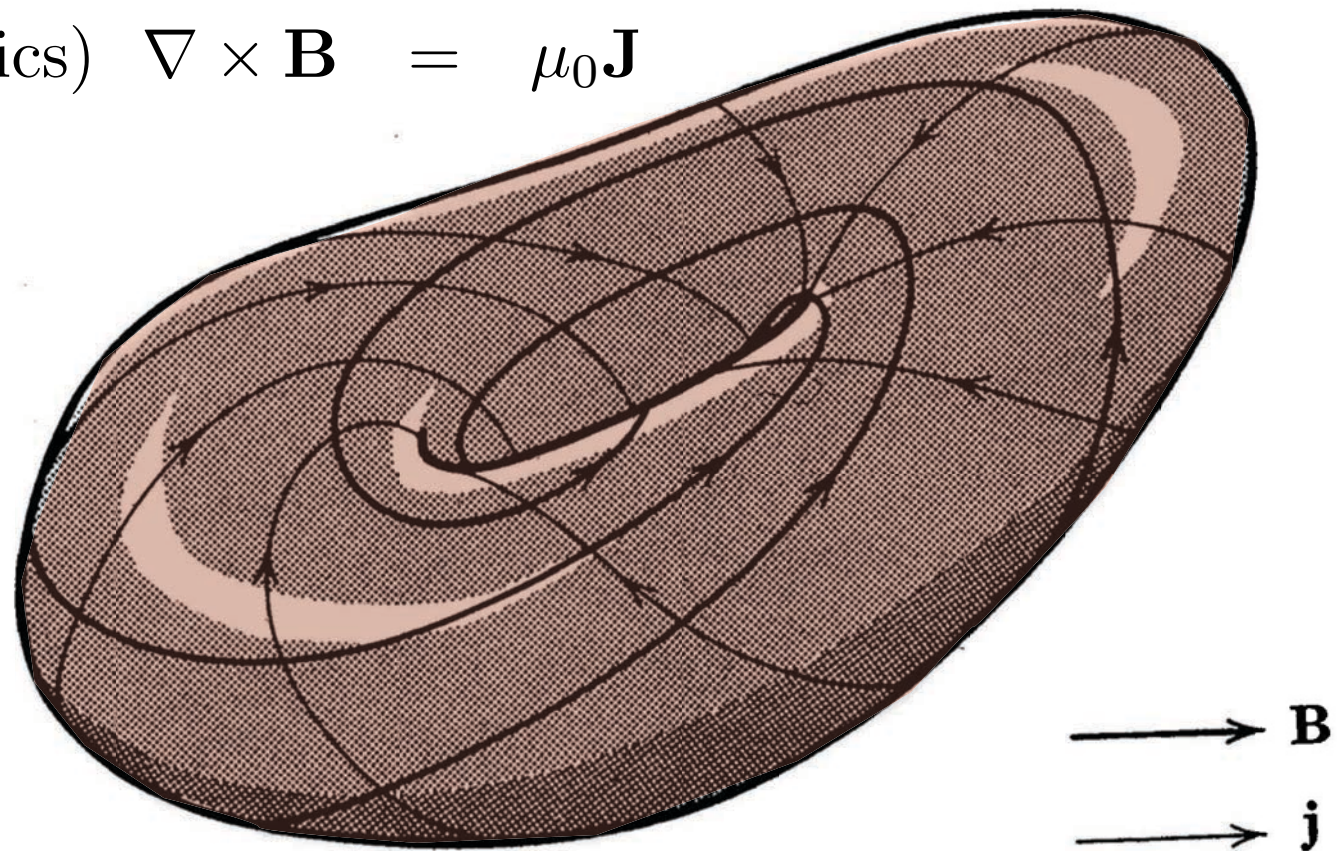
$$\text{(No unbalanced forces)} \quad 0 = -\nabla P + \mathbf{J} \times \mathbf{B}$$

$$\text{(Magnetostatics)} \quad \nabla \times \mathbf{B} = \mu_0 \mathbf{J}$$

Plasma
Pressure

Plasma
Current

Magnetic Torus



How Do Magnetic Fields Confine Ionized Matter?

Equations of magnetic confinement...

(No monopoles) $\nabla \cdot \mathbf{B} = 0$

(No charge accumulation) $\nabla \cdot \mathbf{J} = 0$

(No unbalanced forces) $0 = -\nabla P + \mathbf{J} \times \mathbf{B}$

(Magnetostatics) $\nabla \times \mathbf{B} = \mu_0 \mathbf{J}$

Plasma Pressure

Plasma Current

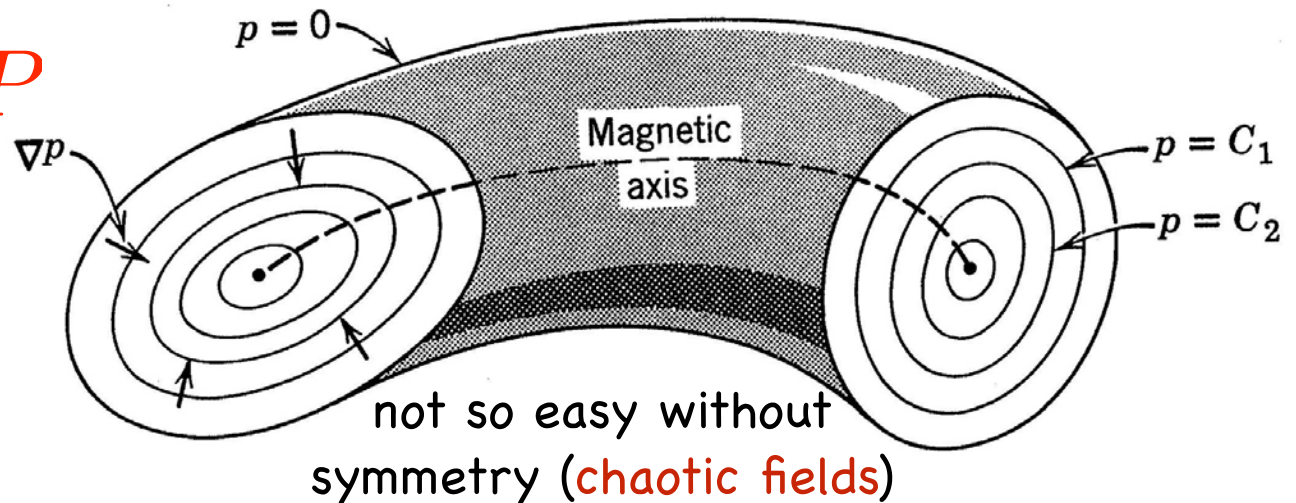
Magnetic Torus

Surfaces of constant plasma pressure form nested tori

$$\mathbf{J} \times \mathbf{B} = \nabla P$$

$$\mathbf{B} \cdot \nabla P = 0$$

$$\mathbf{J} \cdot \nabla P = 0$$



Design Options for a Plasma Torus

- Use strong electromagnets to generate **magnetic field (B)** and minimize **plasma current (J)**

\$\$ Coils are Expensive

- Drive large **current (J)** through plasma and *self-generate magnetic field (B)*

≈≈ Plasma current instability

- Use *both* strong electromagnets and drive large plasma current

\$\$ Coils and
≈≈ Plasma instability


Many Types of Plasma Tori

Testing our Predictive Understanding of Magnetized Plasma

- Axially-**symmetric** torus with external poloidal currents (**fails**)
- Axially-**symmetric** torus with internal toroidal current *inside* the plasma (“**FRC**” and “*levitated dipole*”)
- Axially-**symmetric** torus with combining external poloidal currents **and** internal toroidal current (“*tokamak*”, “**RFP**”, and “*spheromak*”)
- **Non-symmetric** plasma torus w external helical coils (“*stellarator*”)

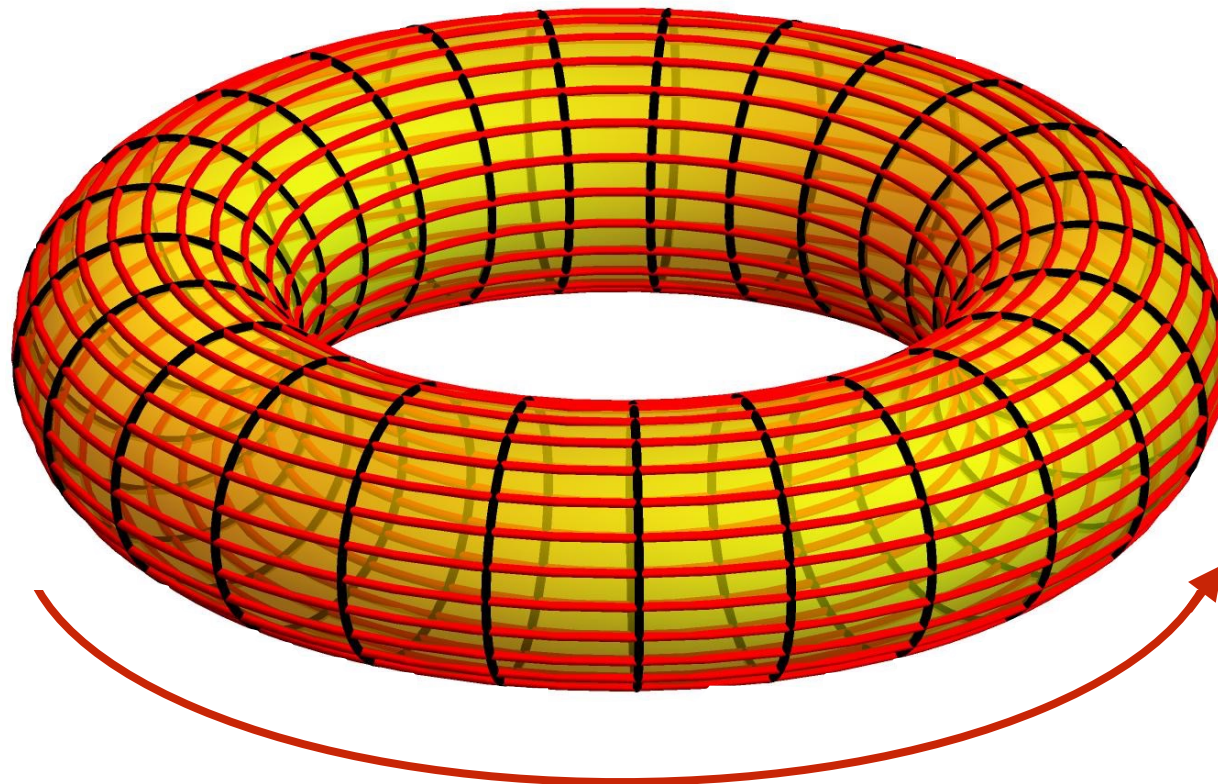
FAILS TO CONFINE PARTICLES

How to make a magnetic torus?



Toroidal Field from External Coils
(toroidal "theta-pinch")

How to make a magnetic torus?



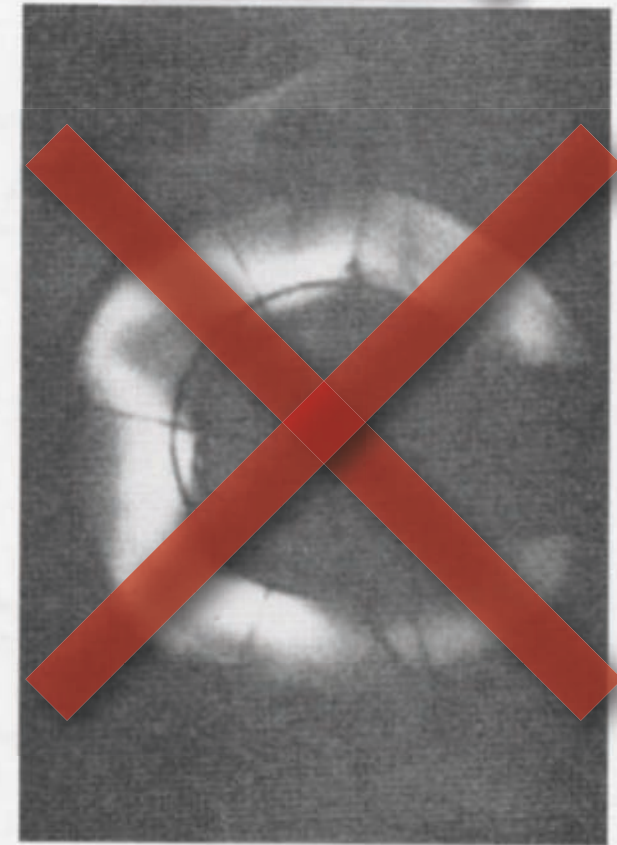
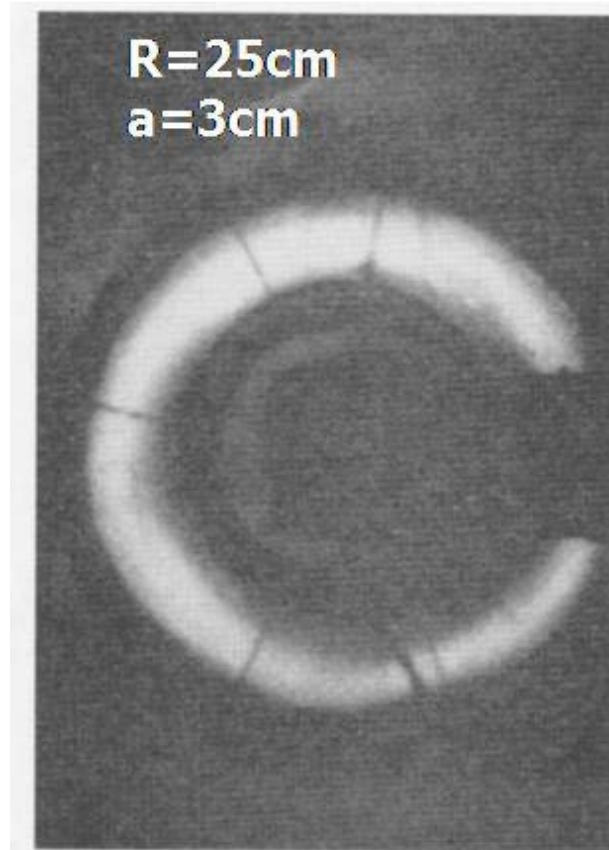

Plasma Current

$B \rightarrow$
 $J \rightarrow$

Poloidal Field from Plasma Current
(toroidal "z-pinch")

How to make a magnetic torus?

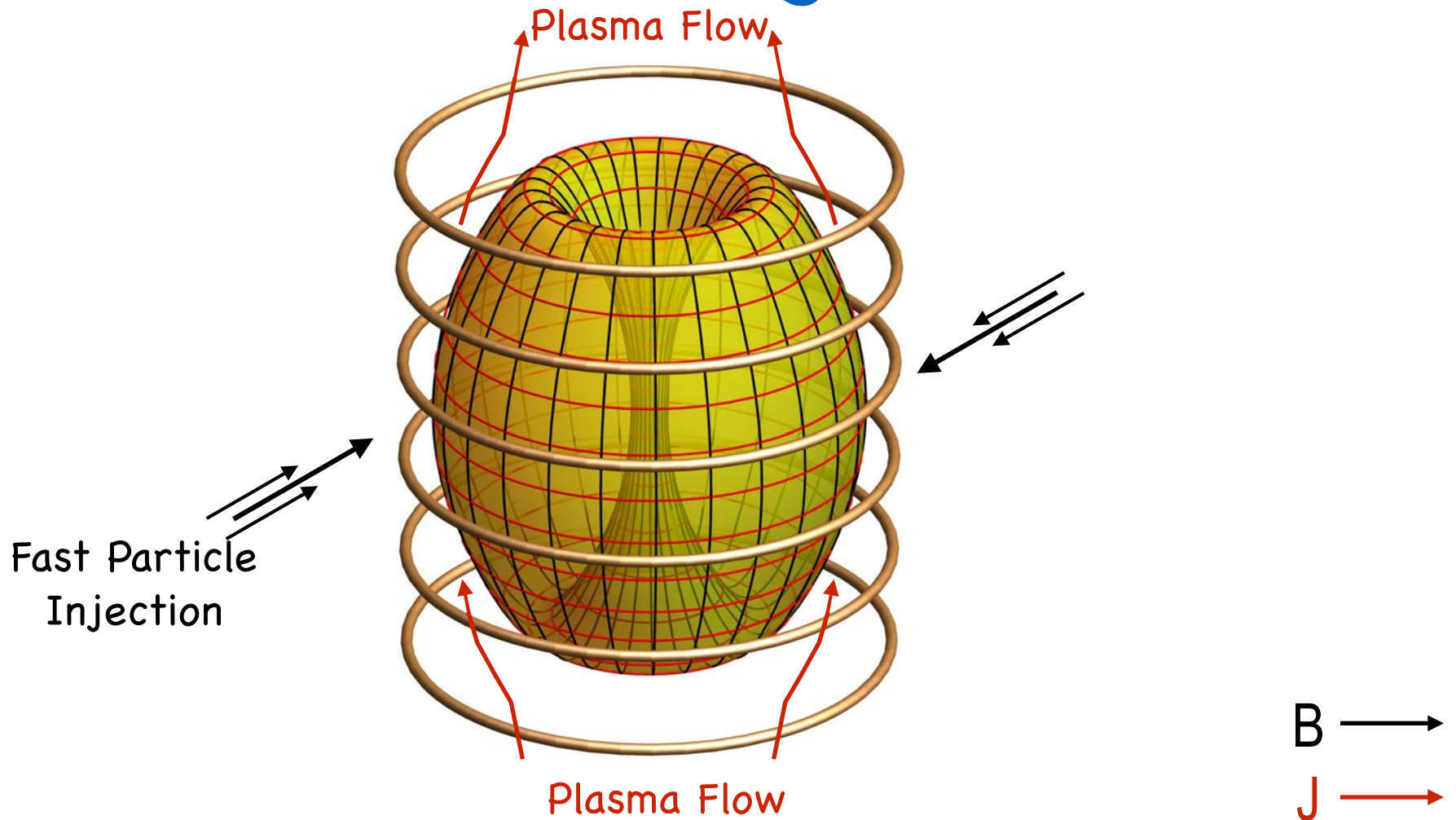
Instability



Poloidal Field from Plasma Current
(toroidal "z-pinch")

Stabilized with External Control

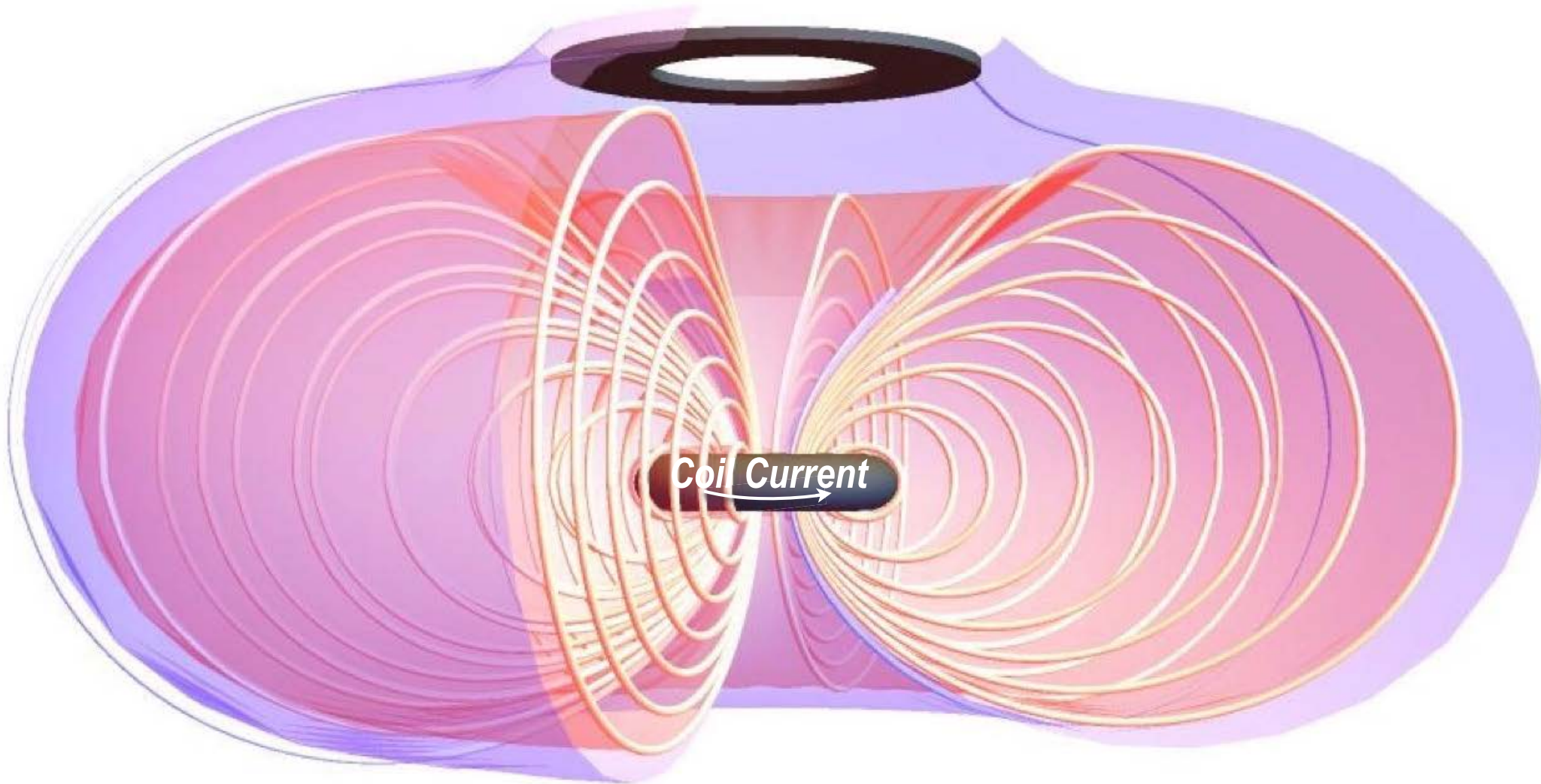
How to make a magnetic torus?



Poloidal Field from Plasma Current
("Field Reversed Configuration" FRC)

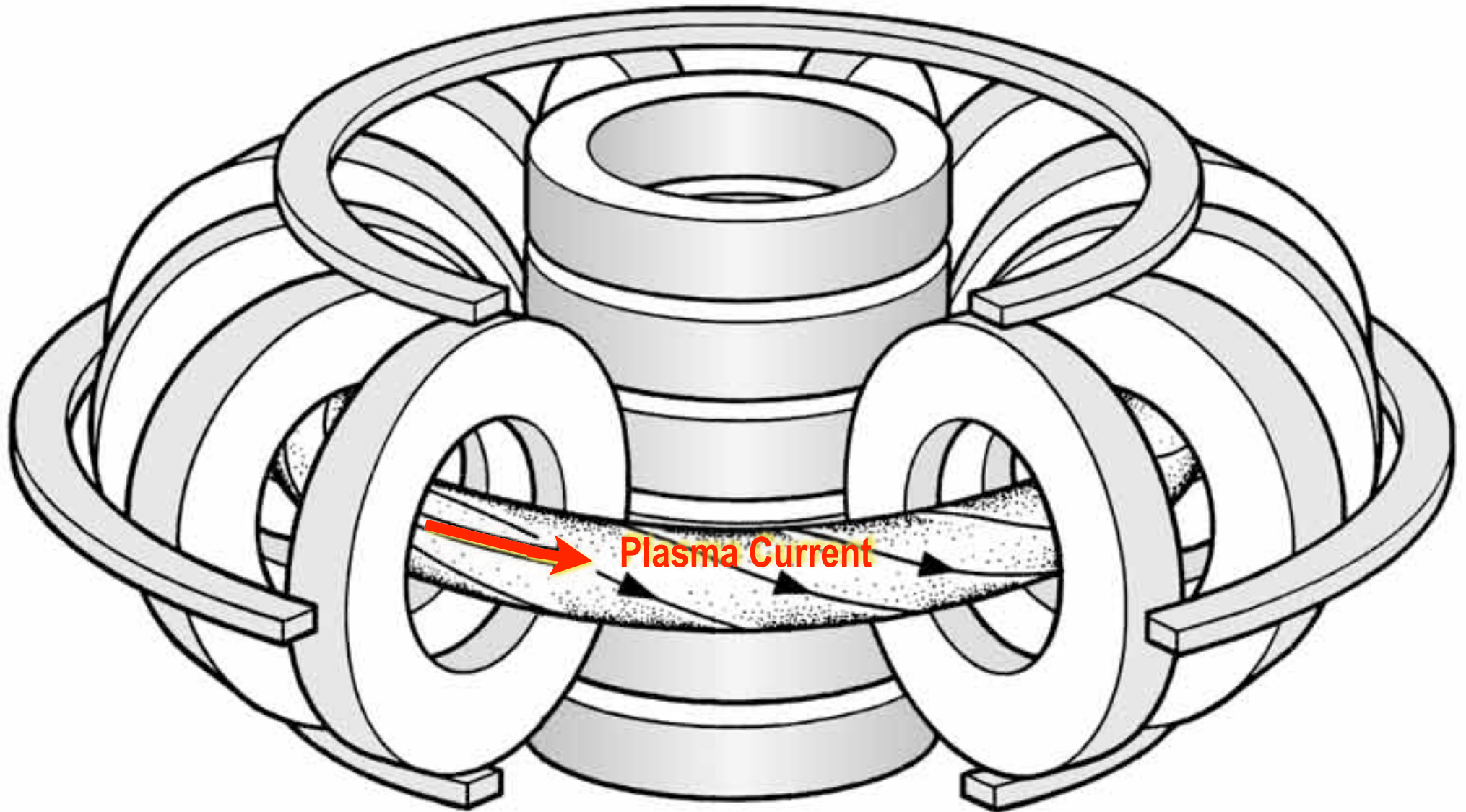
Stable with Internal Coil

How to make a magnetic torus?



Poloidal Field from Floating Dipole Magnet
(but how can a coil float within a plasma?)

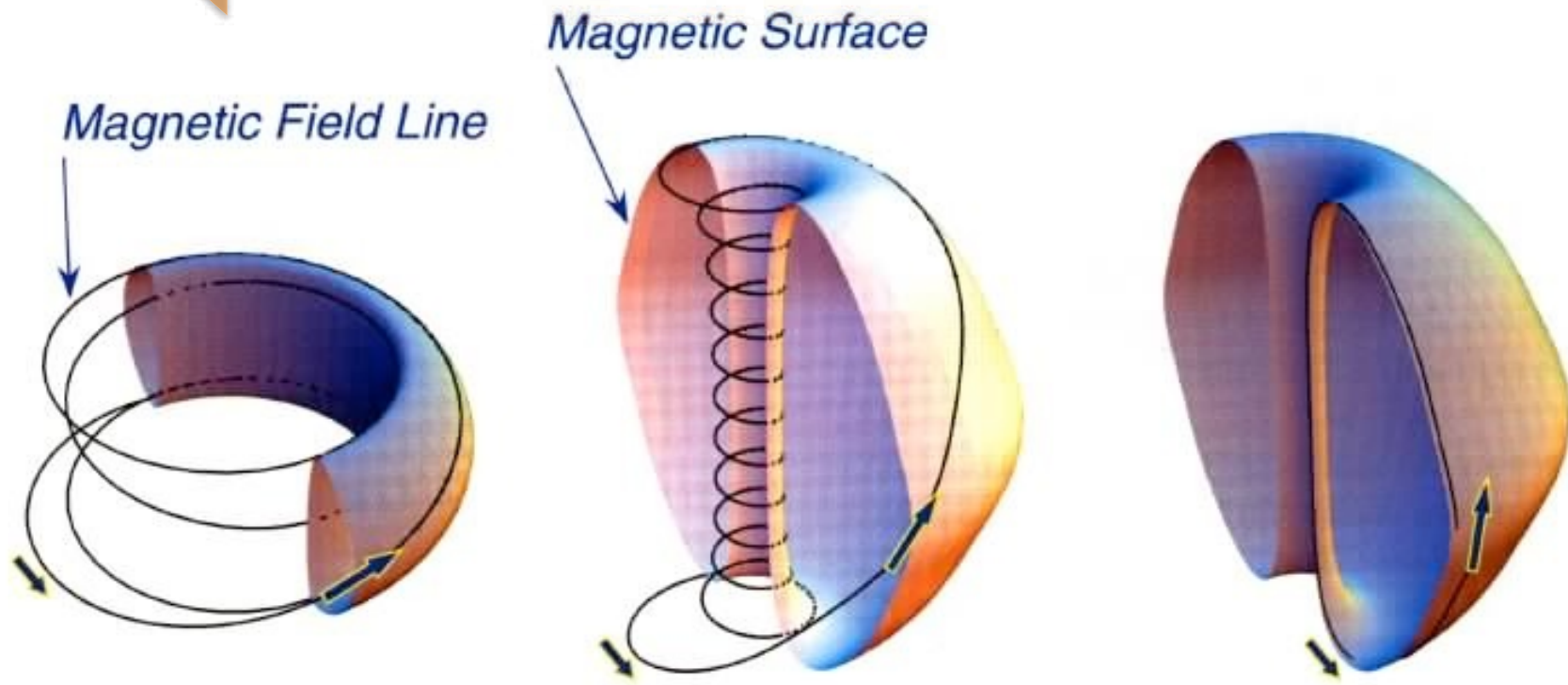
How to make a magnetic torus?



Combining External Magnets and Plasma Current ([Tokamak](#))
Safety factor $q > 1$

How to make a magnetic torus?

High q ← Increasing Toroidal Field ← Low q



Fundamentally, the behavior of magnetically-confined plasma depends upon the shape of the magnetic flux tube...

Tokamak Plasma
(safety factor $q = 4$)

Spherical Torus Plasma
(safety factor $q = 12$)

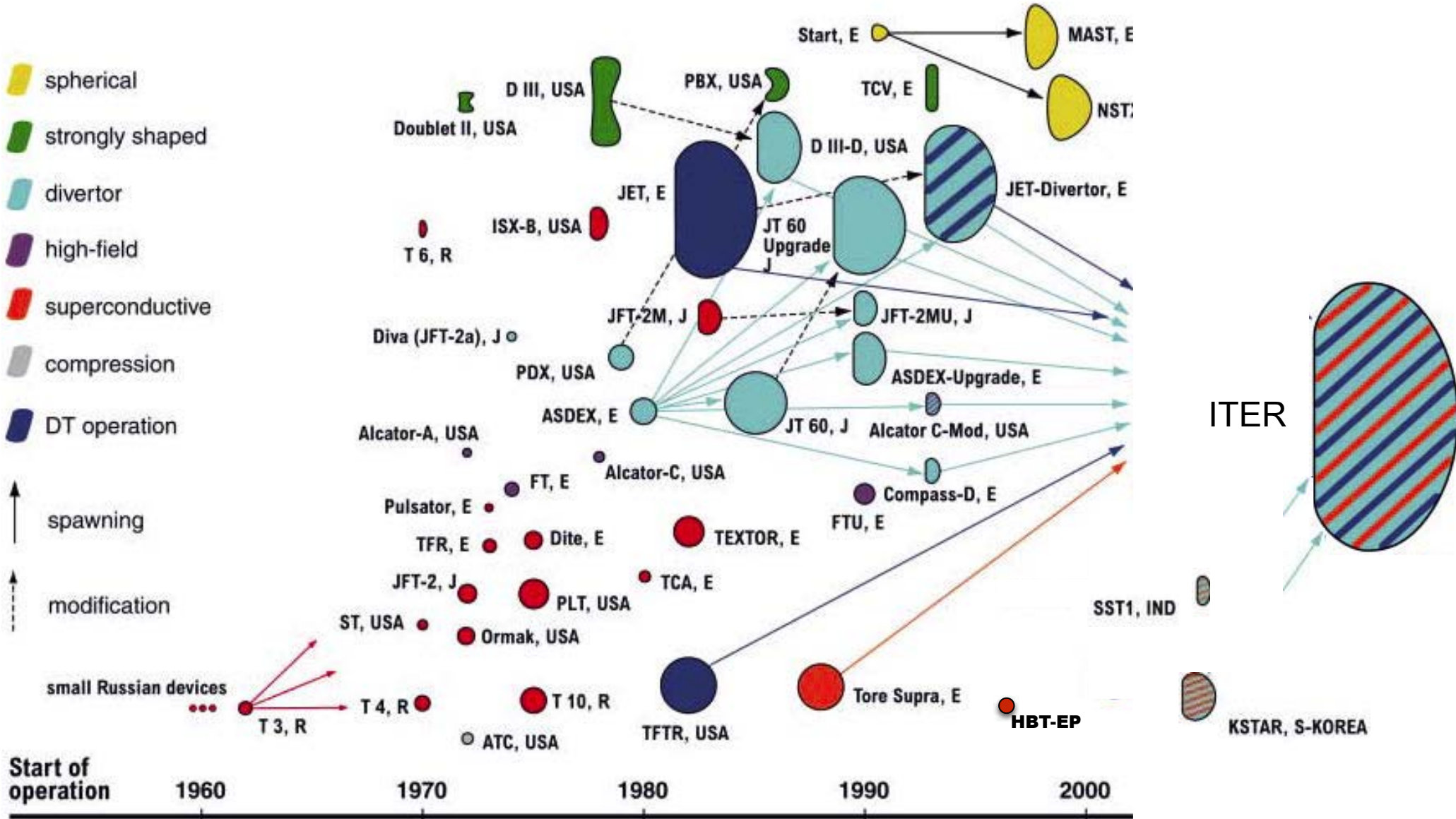
Spheromak Plasma
(safety factor $q = 0.03$)

Combined Toroidal and Poloidal Field (Tokamak, RFP, Spheromak)

More than 200 Tokamaks

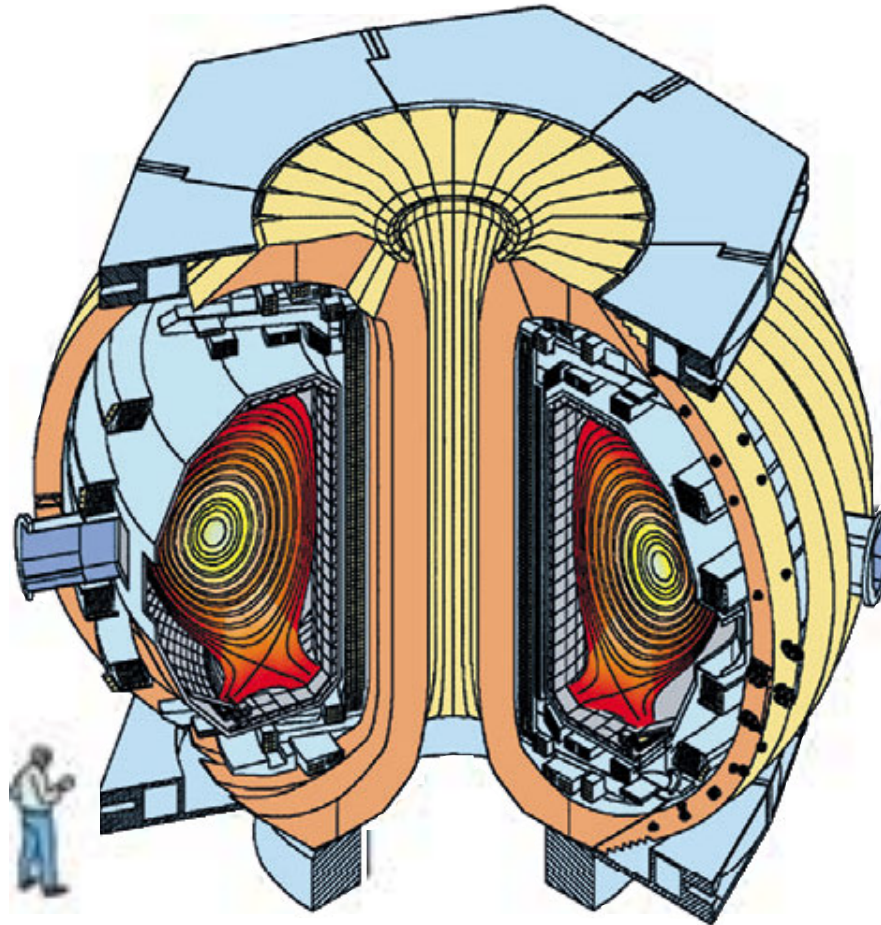
(We know how tokamaks work relatively well.)

Major Tokamak Facilities



How to make a magnetic torus?

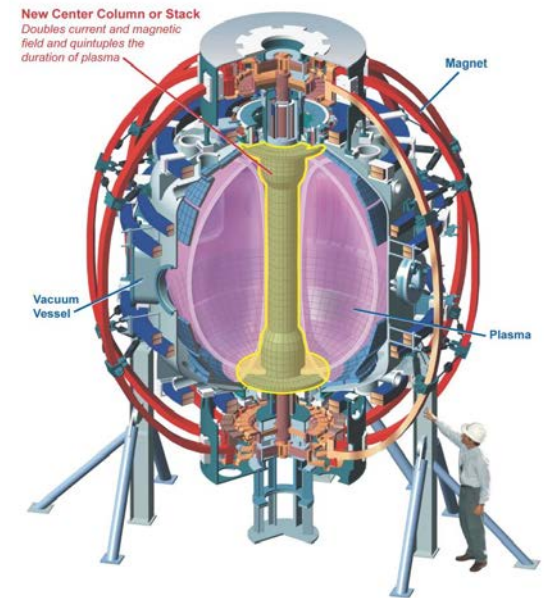
3.3 m



DIII-D

General Atomics

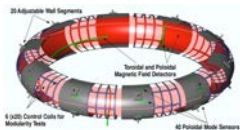
1.7 m



NSTX-U

PPPL

1.8 m



HBT-EP

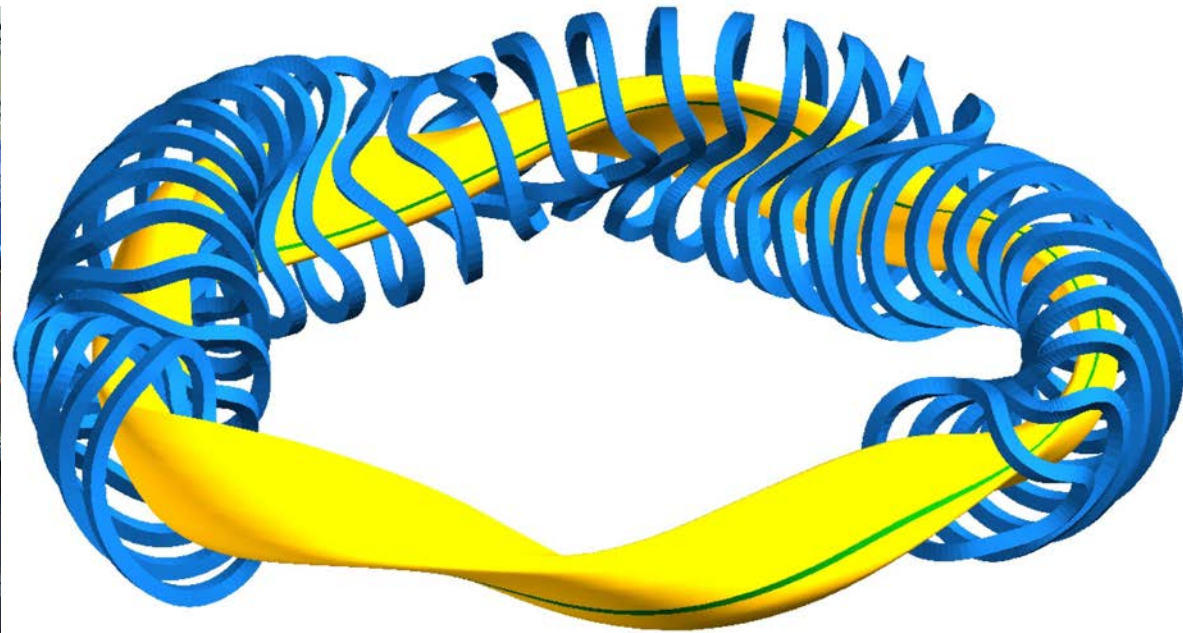
Columbia University

Combined Toroidal and Poloidal Field (Tokamak)

How to make a magnetic torus?



<https://www.ipp.mpg.de/16900/w7x>

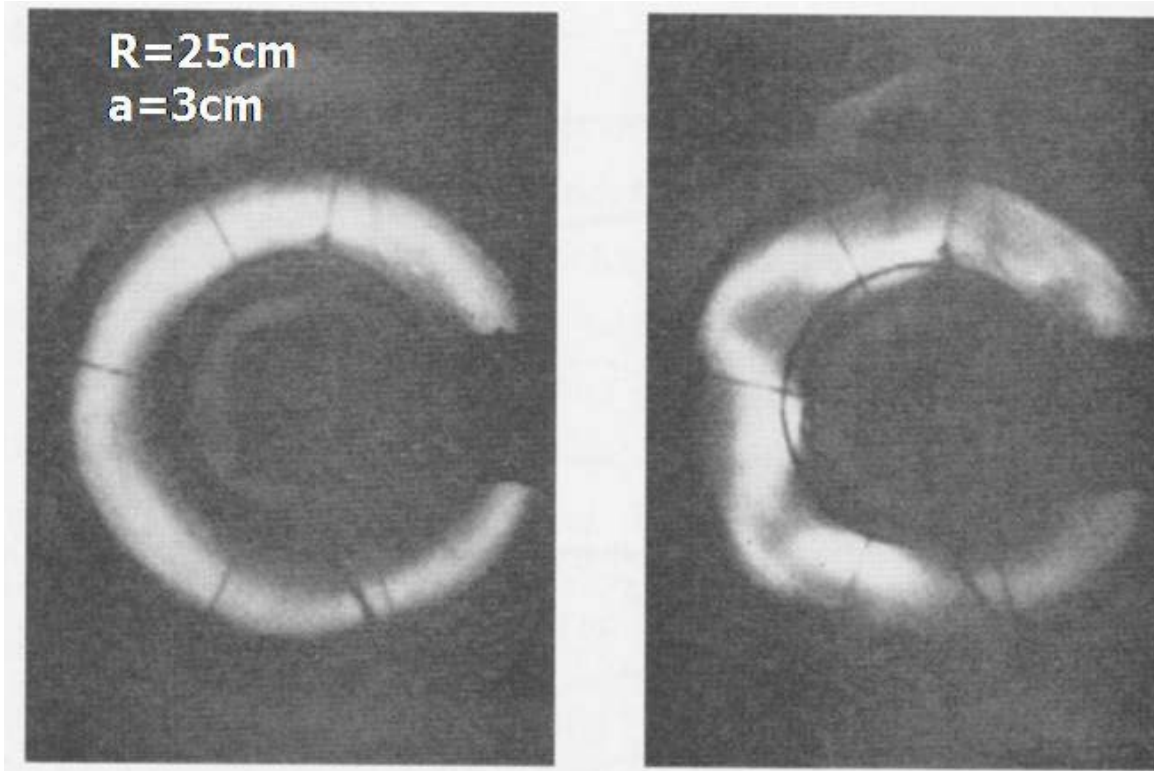


Non-symmetric plasma torus with (**mostly**) external "helical" magnets (Stellarator)


Magnetic Fusion Optimization Depends on Shape and Plasma Current

Fundamentally, the behavior of magnetically-confined plasma depends upon the **shape of** and **current within** the magnetic flux tube...

Kink Instability of Large Plasma Current



Toroidal "z-pinch"

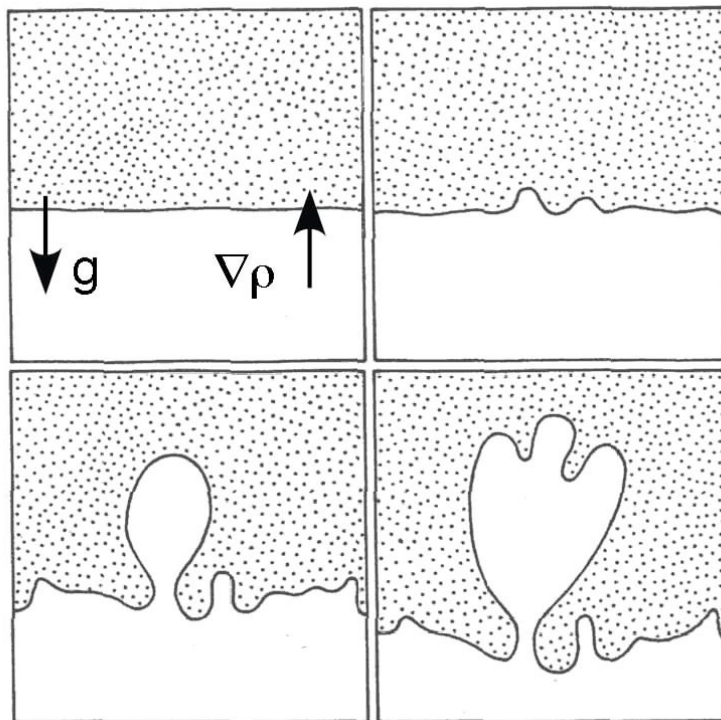


Tokamak Disruption

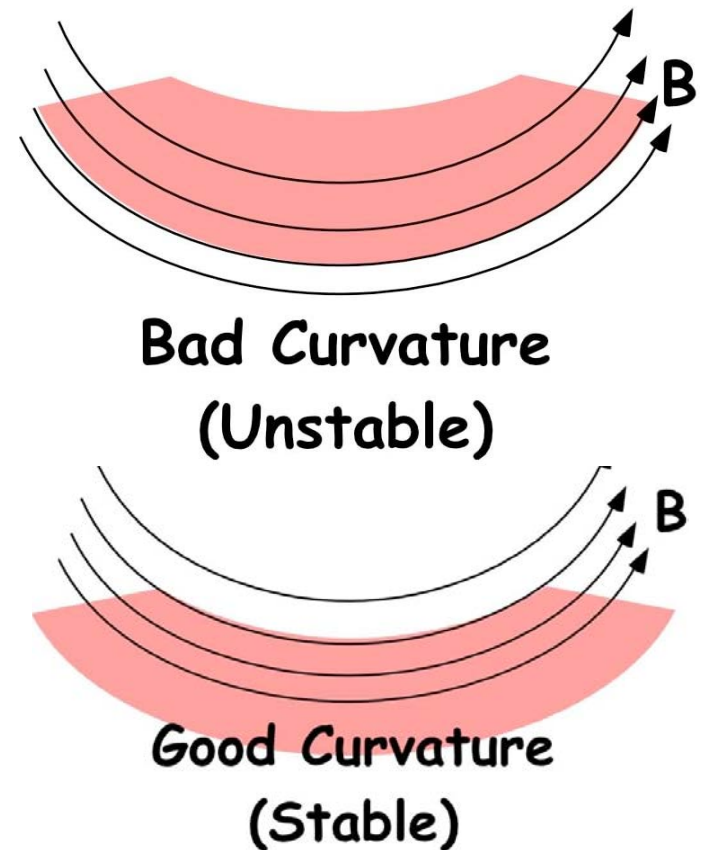
Magnetic Fusion Optimization Depends on Shape and Plasma Current

Fundamentally, the behavior of magnetically-confined plasma depends upon the **shape of** and **current within** the magnetic flux tube...


Interchange Instability



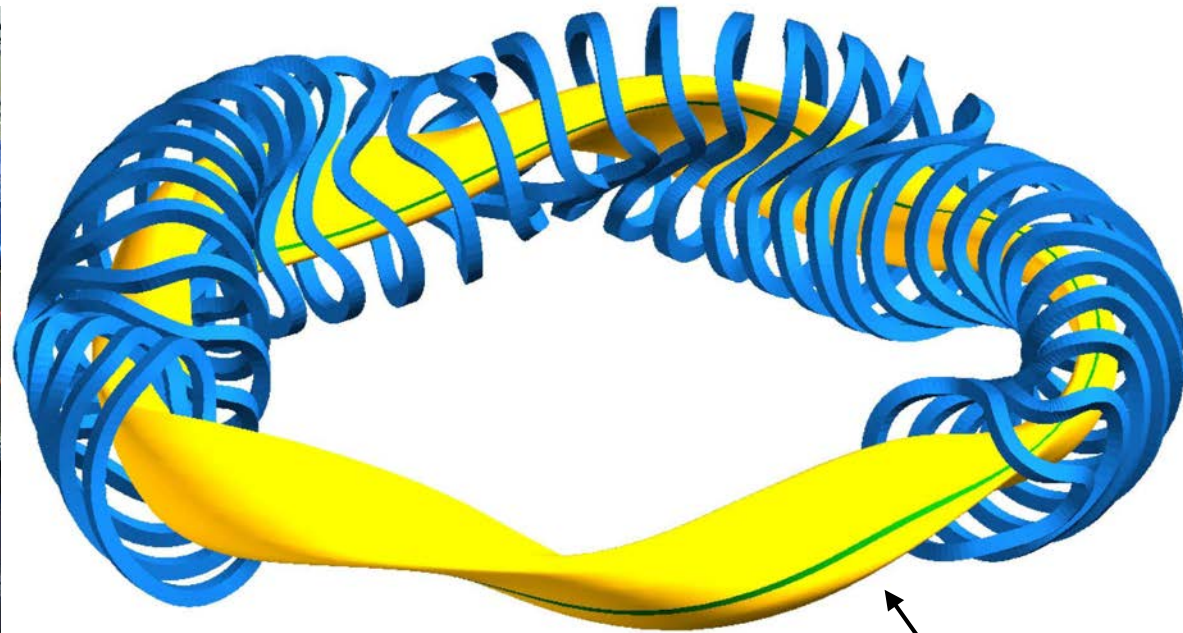
Bending Field \Rightarrow Effective g



How to make a magnetic torus?



<https://www.ipp.mpg.de/16900/w7x>



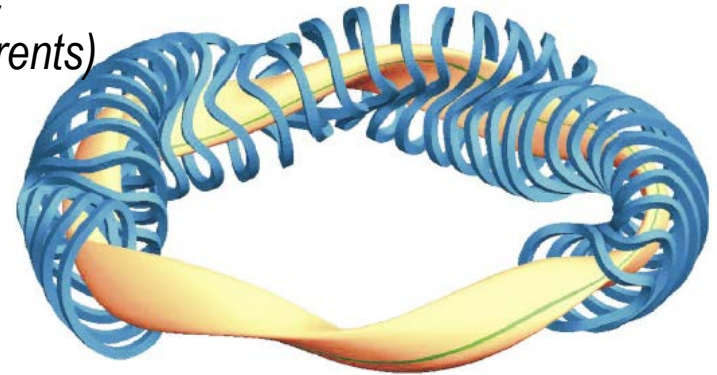
Non-symmetric plasma torus with (**mostly**) external
"helical" magnets (Stellarator)

How to make a magnetic torus?

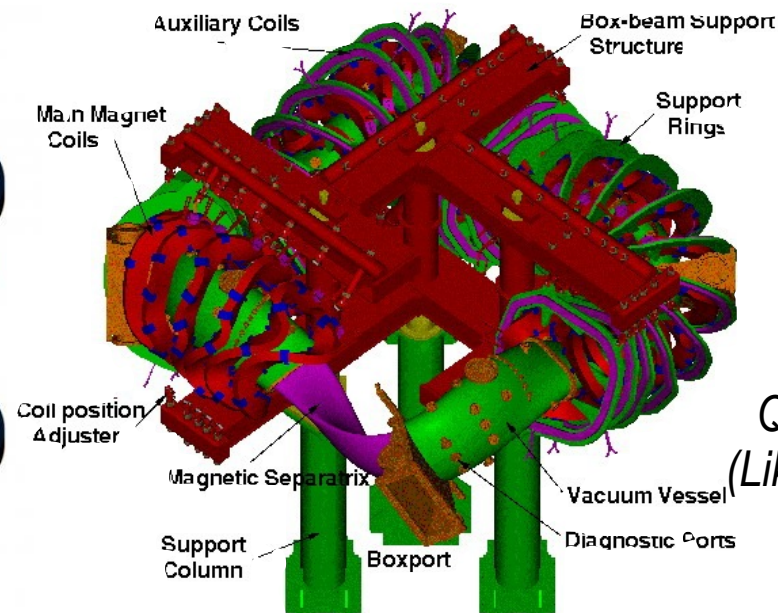
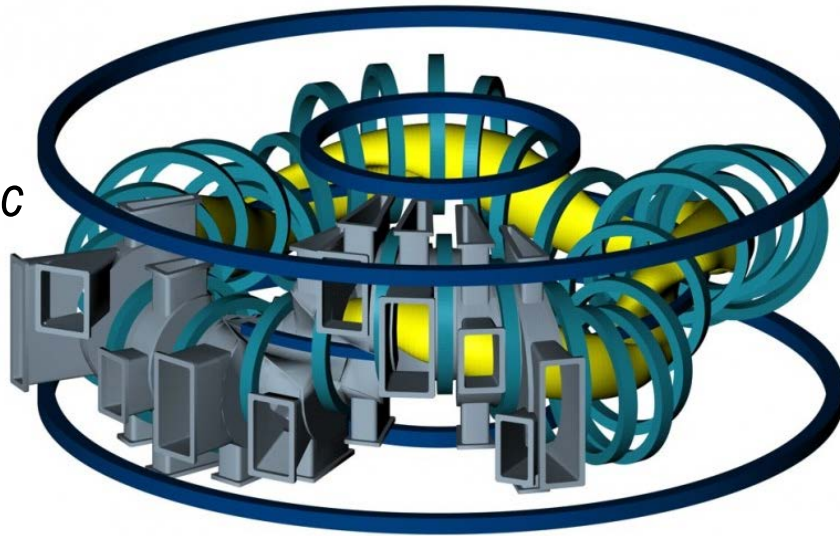
Torsatron



Quasi-Isodynamic
(*almost* no parallel currents)



Helic



Quasi-Symmetry
(Like tokamak along
helical path)

Non-symmetric plasma torus with (mostly) external helical currents (Stellarator)

Why study different magnetic tori?

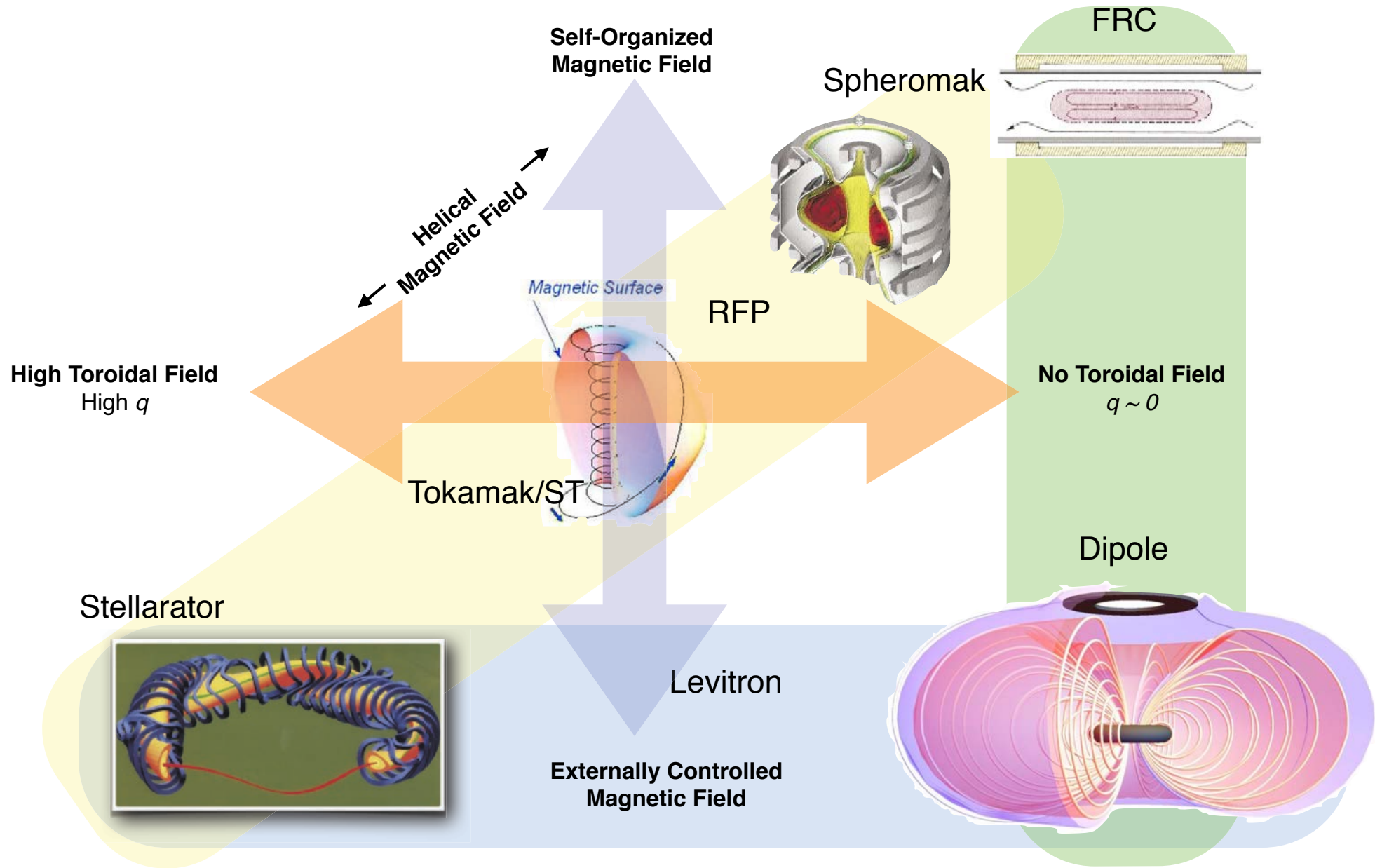
- *Fundamental study*

- Develop a **predictive science** of confinement, heating, sustainment, heat flux to boundaries, fluctuations, instabilities, ...
- Laboratory study of “**bright matter**” found throughout the universe, ...

- *Fusion energy*

- Torus has to confine plasma at high pressure and ...
- Generate fusion power reliability (**no uncontrolled instabilities!**)
- Achieve fusion’s promise of safety and environmental attractiveness
- **Economic viability** (like clean cost-competitive electrical power on Earth, high payload space power and propulsion, ...)

Plasma Toroidal Configurations



Outline

- Columbia University's plasma physics experiments
- Many types of plasma tori: testing our predictive understanding
- Fusion energy needs innovation to overcome challenges to economic viability

Over 200 tokamaks and *soon there will be ITER...*

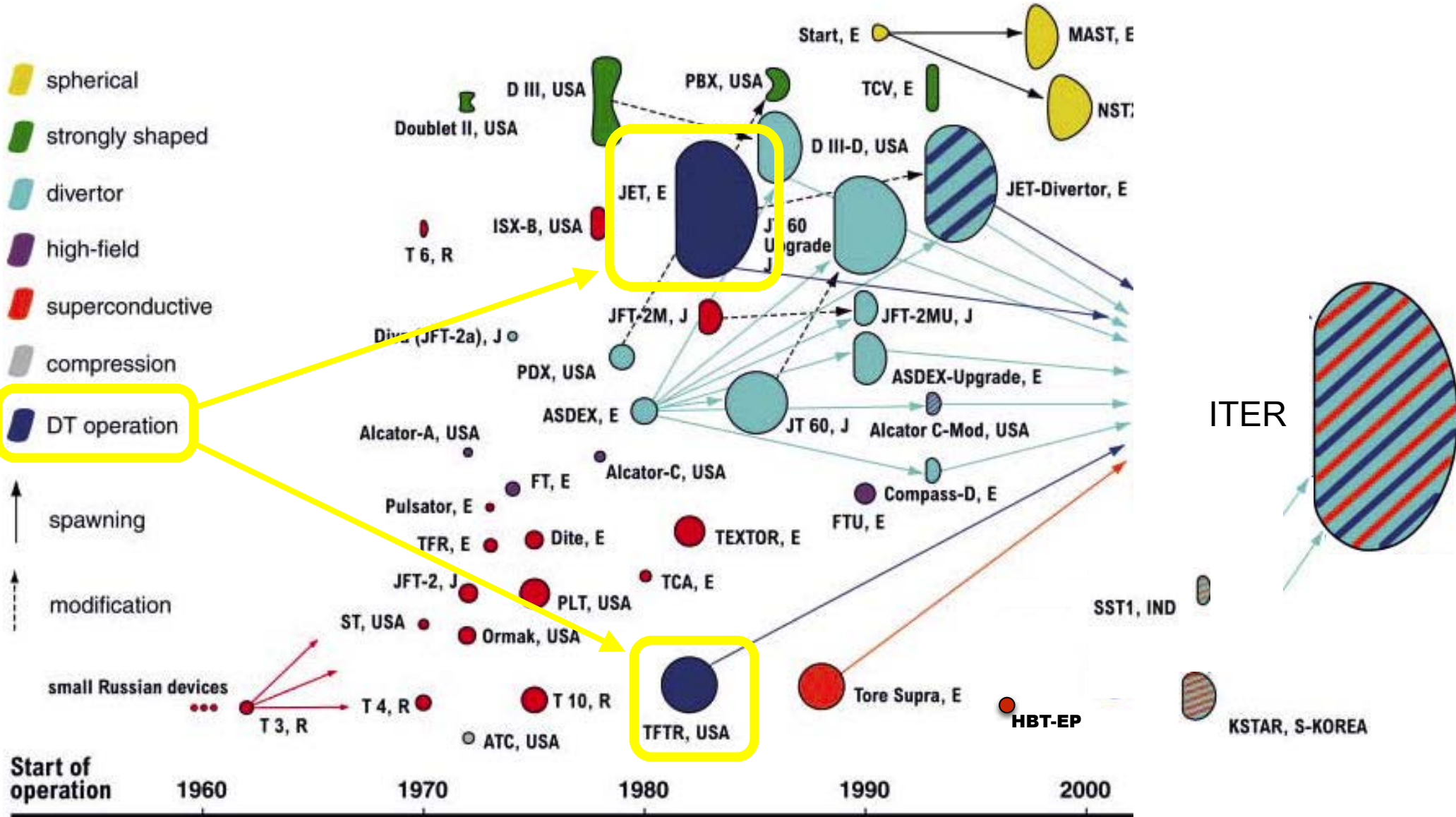
We know a lot about the challenging economics of tokamak-based fusion energy

- **Innovations and new ideas from creative new scientific investigations are the only way to address these challenges**

More than 200 Tokamaks

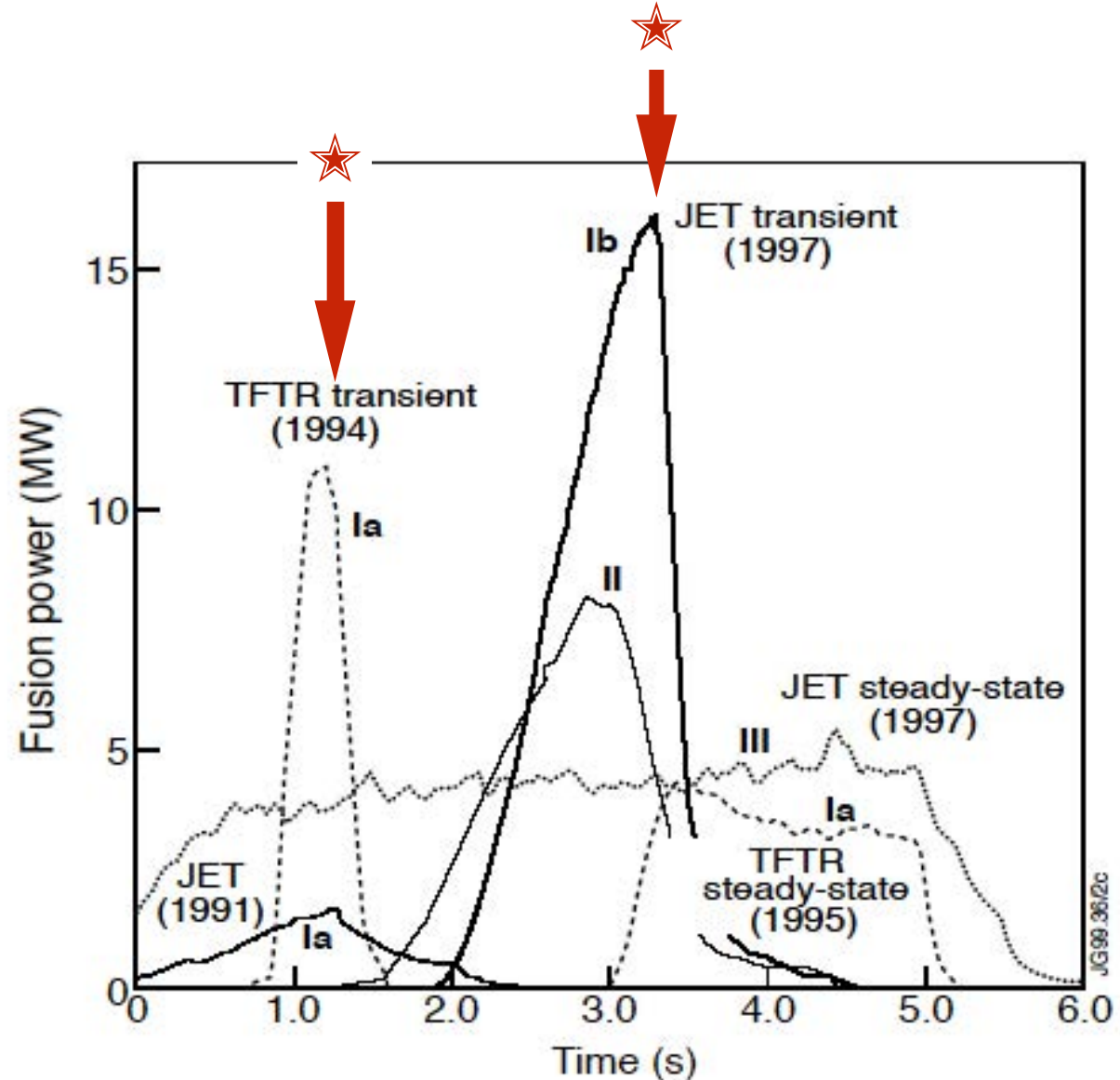
(We know how tokamaks work relatively well.)

Major Tokamak Facilities



20 Years Ago: Significant Fusion Power Produced in the Lab

- ✓ 2.5 MW/m³ achieved in TFTR!
- ✓ Establishes basic “scientific feasibility”, but power out < power in.
- ➔ Fusion self-heating, characteristic of a “burning plasma”, to be explored in ITER.
- ★ Control instabilities, disruptions & transients still T.B.D.
- ⦿ Steady state, maintainability, high-availability still T.B.D.
- ⦿ The technologies needed for net power still T.B.D.

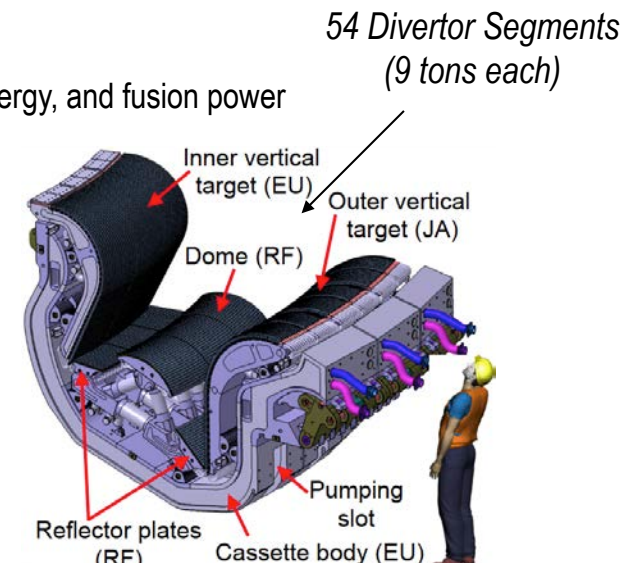
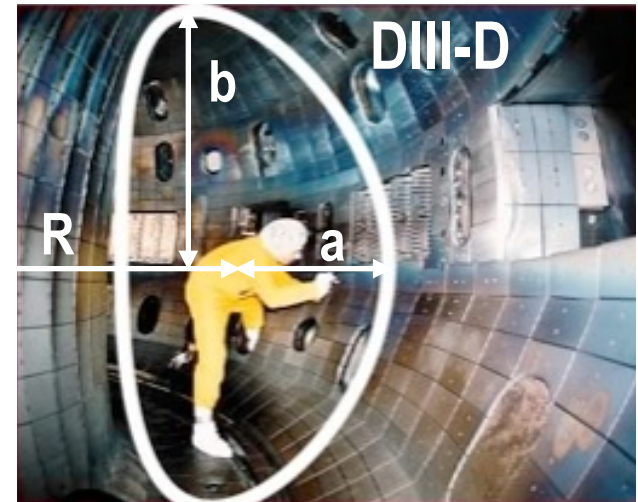


Fusion power development in the D-T campaigns of JET (full and dotted lines) and TFTR (dashed lines), in different regimes:

(Ia) Hot-Ion Mode in limiter plasma; (Ib) Hot-ion H-Mode;
(II) Optimized shear; and (III) Steady-state ELMY-H Modes.

How to Design a Tokamak

- **Choose the shape** of the magnetic plasma torus
 - aspect ratio, $\epsilon = a/R \sim 0.16$
 - elongation (shape), $\kappa = b/a \sim 1.8$
 - Safety factor, $q \sim 3$
- **Select operating parameters** based on experience (*high as possible*)
 - normalized plasma beta, $\beta_N \sim 1.8$ (kink stability)
 - normalized plasma density, $n_G \sim 0.85$ (resistive stability)
- **Select plasma temperature**, (a B), β , and plasma current
 - $T \sim 0.6 \times I_p$; choose $T \sim 9$ keV $\Rightarrow I_p = 15$ MA and (a B) = 10 m · T, and $\beta \sim 2.5\%$
- **Select magnetic field in superconductor (11.8 T) and shielding (1.4 m)**, determines size, plasma density, energy, and fusion power
 - $R = 6.2$ m, $B = 5.3$ T, $n = 10^{20} \text{ m}^{-3}$, 400 MW fusion power, 350 MJ plasma energy, **50 GJ** magnet energy, **0.9 GJ** plasma current energy (*enough to melt half ton of steel*)
- **Check plasma energy confinement** needed to achieve desired fusion gain, $Q \equiv (\text{Power Out})/(\text{Power In}) \sim 10$
 - $\tau_E \sim 3.7$ sec requiring only 40 MW of injected power (gyroBohm: **Yes!!**) and 120 MW power to divertor
- **Check divertor cooling** (must be less than **10 MW/m²**, **÷ 6 of surface of sun!**) maybe? / maybe not?
- **Check design** and determine whether or not first wall survives plasma disruptions, ELMS, loss-of-control, ...
- **Check design** and determine whether or not we can build it considering strength of materials, superconducting magnet technology, **neutron radiation damage**, **current drive efficiency**, ...
- **Figure out how to be tritium self-sufficient and become an affordable energy source...**



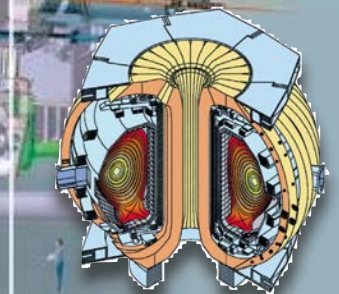
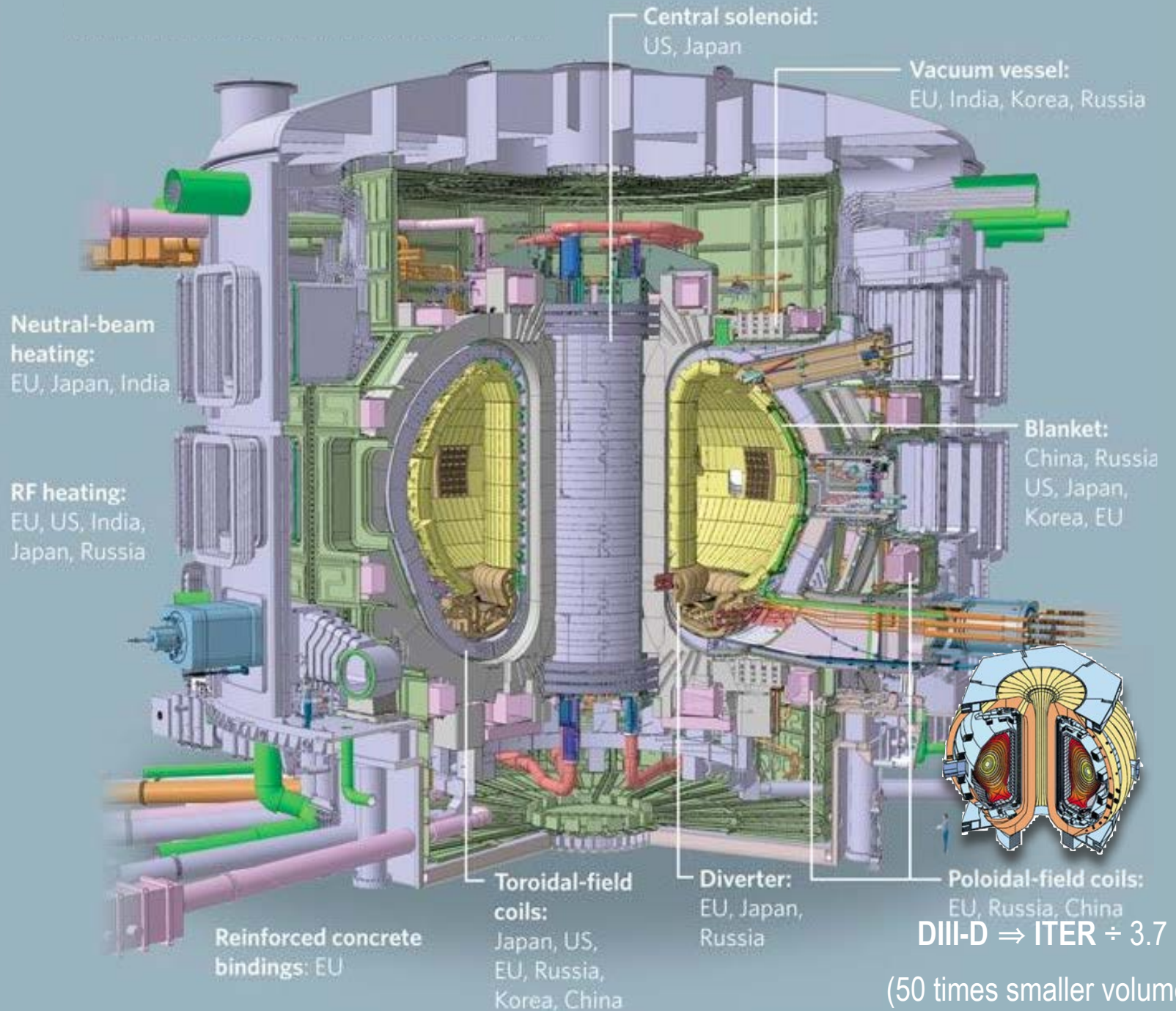
ITER: The International Burning Plasma Experiment



ITER: The International Burning Plasma Experiment

Important fusion science experiment,
but without
low-activation fusion materials,
tritium breeding, ...

~ 500 MW
10 minute pulses
23,000 tonne
51 GJ
>30B \$US (?)



DIII-D \Rightarrow ITER \div 3.7

(50 times smaller volume)
(400 times smaller energy)

NATURE | COMMENT



Nuclear physics: Pull together for fusion

Bernard Bigot

09 June 2015

ITER director-general Bernard Bigot explains how he will strengthen leadership and management to refocus the project's aim of harnessing nuclear fusion.



Before the end of this year, I am expected to submit, along with all stakeholders, an updated, robust and reliable schedule ... and a cost and risk analysis. With renewed management and a streamlined organization, we are **now ready to prepare for the assembly and commissioning phase**, the step before fusion switches on.

Further delays and costs are inevitable. ITER will meet these challenges if it has the unanimous political support of the seven members, on the basis of the long-term value of fusion technology.

All of us at ITER have a huge, historic responsibility. **The project may be the last chance we have this century to demonstrate that fusion is manageable.**





Prof. Robert Gross
Columbia University
Fusion Energy
(1984)

“Fusion has proved to be a very difficult challenge.

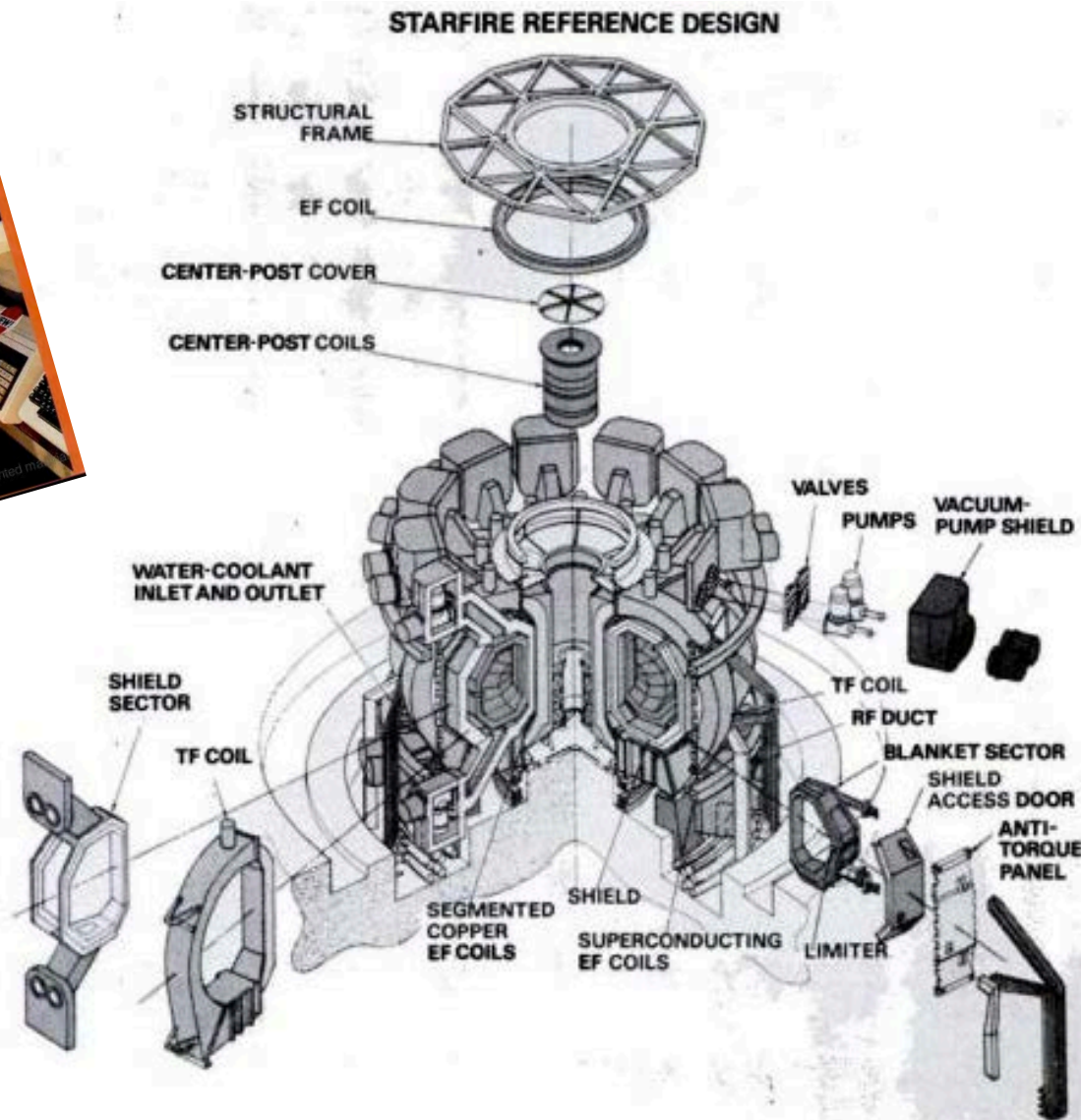
The early question was—Can fusion be done, and, if so how? ...

Now, the challenge lies in whether fusion can be done in a reliable, an economical, and socially acceptable way...”





Popular Science (November 1981)



Starfire fusion reactor

You're looking at the most detailed design to date of a year-2000 commercial fusion power reactor. Dubbed Starfire, it is the result of a two-year, \$2 million study prepared for the Department of Energy by

Argonne National Laboratory, McDonnell Douglas Astronautics Co., and a variety of electric utilities and other private companies.

Fusion—the process of melding light elements, such as isotopes of hydrogen, to make heavier elements with an enor-

nary step toward that determined reactor shown d on the so-called the most pr entally [PS, D oversimplify, a tokamak is shaped chamber that confine hot ionized gas, the thermo until it can be heated to the e temperatures needed for fus The Starfire design would g tricity steadily, rather than mode typical of some other c DOE study suggests that the be cost-competitive with nu plants and coal-fired electric tems at the turn of the centu

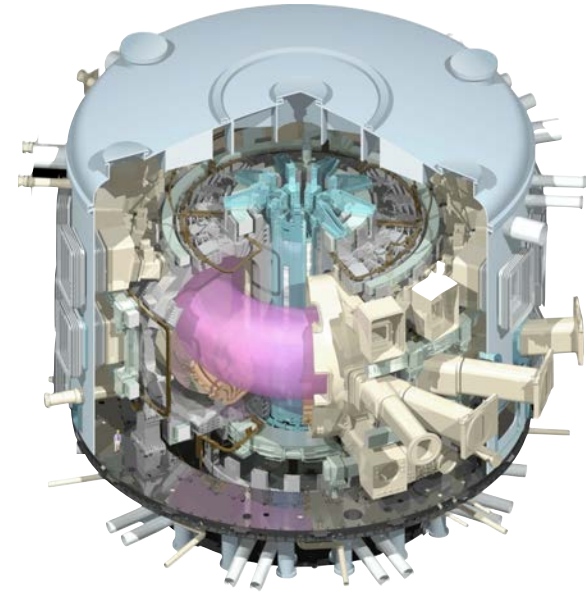
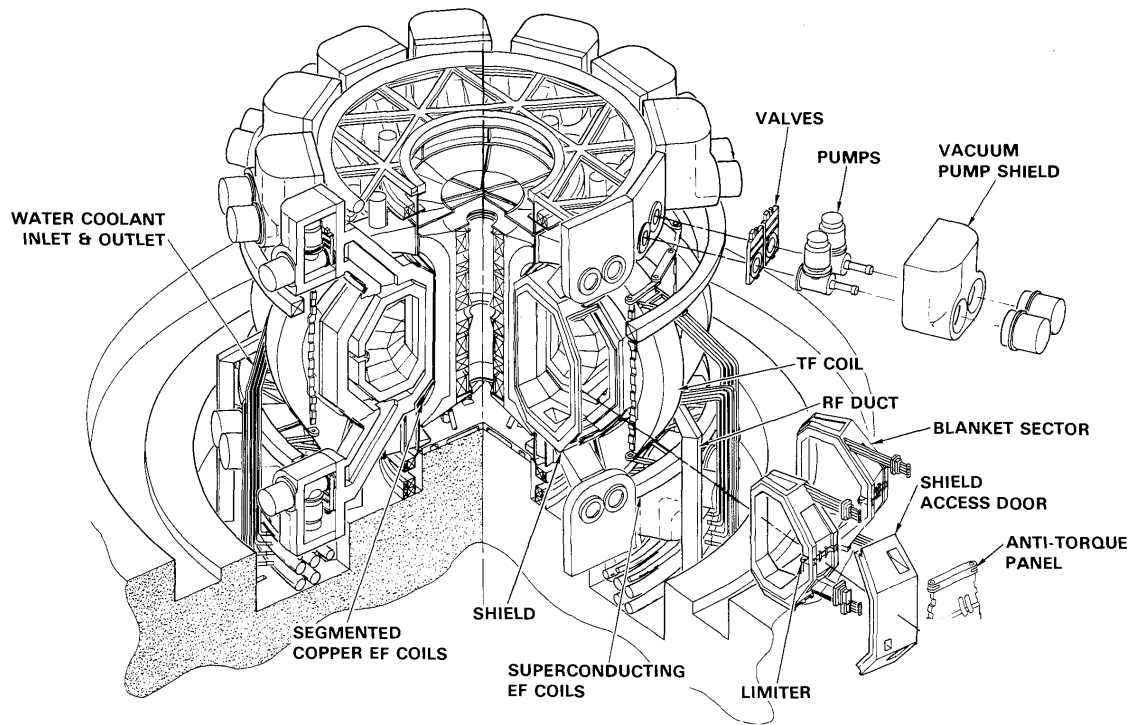
Scissor-wing tested

The latest step in the prog incredible AD-1 is pictu NASA'S unique scissor-wing flown successfully with its maximum, 60-degree obliq Flight tests at Dryden Flight R ter by pilot Tom McMurty hav craft can skew its wing at an from 30 to 60 degrees and stil maneuvers required of it.

The object of the bizarre de omy [PS, Oct. '78]. At low spe ing takeoffs and landings, a transport of the future woul wing perpendicular to the bo ventional aircraft. But by wing during transonic and flight, the plane would decre namic drag and thus require and less fuel.

Tennis turmoil

Four years ago I wrote about tion of the Prince tennis rack tionary design with an oversiz March '77]. Those who play that the Prince has been fo host of "big-head" competitio



30 m

(Same Size)

Starfire = \$5.7/W_e

(per equivalent Watt)

\$ITER ~ 35 × \$Starfire

ITER is an experiment
Not a Power Plant

	Starfire (1981)	ITER (> 2027)
R, a (m)	7.0, 1.9	6.2, 2.0
I _p (MA)	10.1	15
B (T)	5.8	5.3
W _{mag} (GJ)	55	51
Tokamak (tonne)	24,000	23,000
P _e (MW)	1200	≈ 140
Cost (\$M)	6,800	> 30,000 (?)

Advances in renewable energy technology have made the issue of fusion's cost unavoidable

- EIA (April 2013) Utility-scale Cost and Generation:

	Capital Cost	1985	2014
Fission:	\$5.5/W _e	43 GWy (96 units)	91 GWy (94 units)
Solar PV:	\$3.9/W _e	0.0011	2.1 GWy
Solar Thermal:	\$5.1/W _e		
Onshore Wind:	\$2.2/W _e	0.0007	21 GWy
Offshore Wind:	\$6.2/W _e		

- *Sometime in the future*, fusion energy research must show cost competitiveness and “economic viability”

Outline

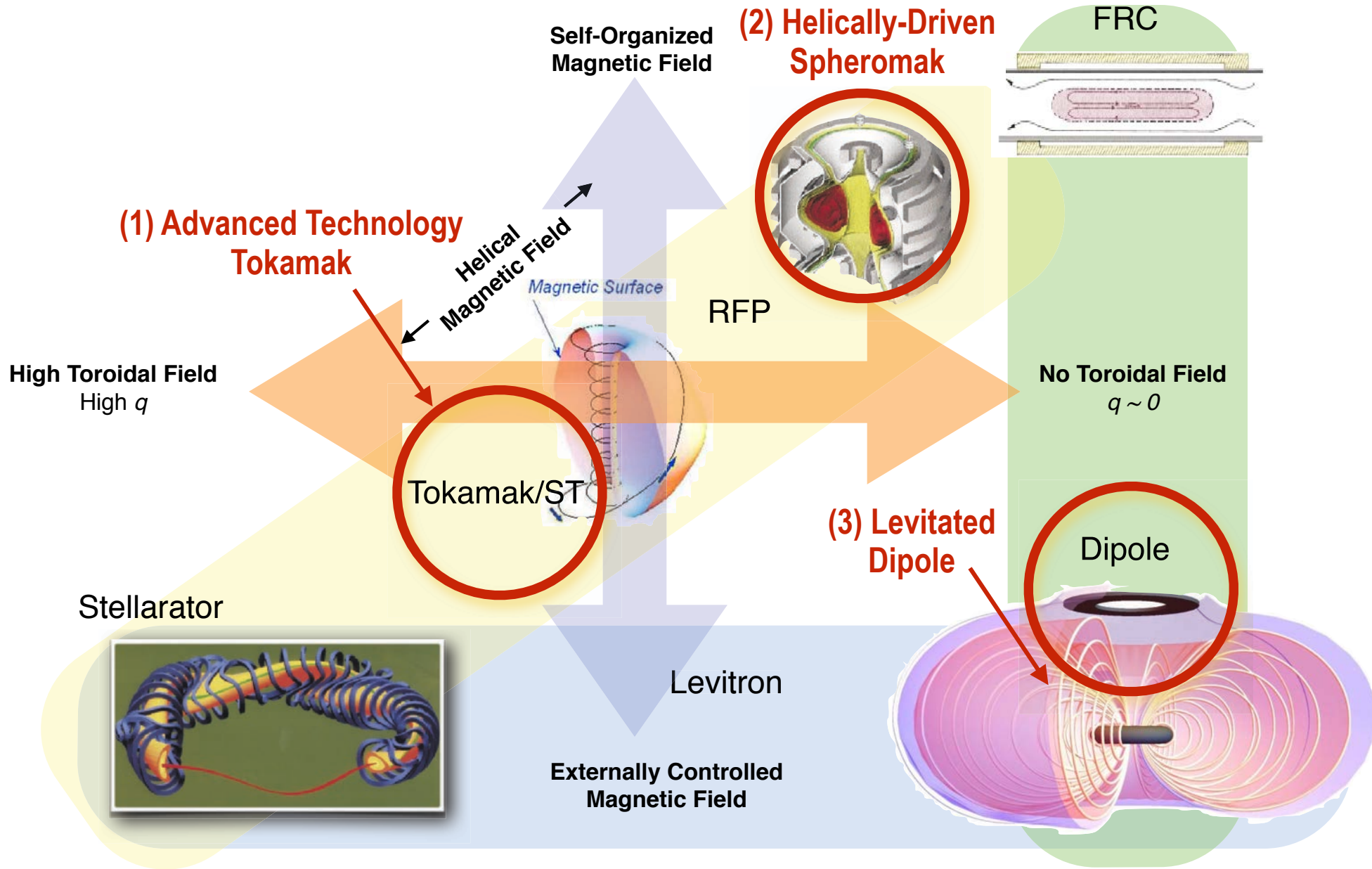
- Columbia University's plasma physics experiments
- Many types of plasma tori: testing our predictive understanding
- Fusion energy needs innovation to overcome challenges to economic viability

Over 200 tokamaks and *soon there will be ITER...*

We know a lot about the challenging economics of tokamak-based fusion energy

- **Innovations and new ideas from creative new scientific investigations are the only way to address these challenges**

Three Examples of Fusion Innovation



How to Design a Tokamak

Better

Optimize Shape

Control Instability

Better Magnets

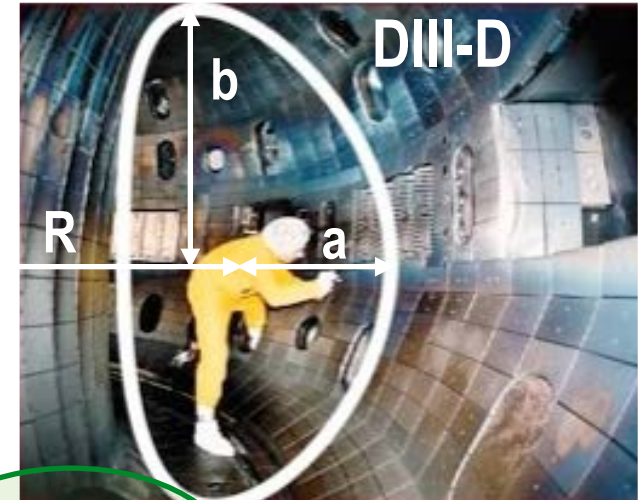
Improve Confinement

Advanced Fuels
Liquid Blankets

Spread the Heat

- Choose the shape of the magnetic plasma torus

- aspect ratio, $\epsilon = a/R \sim 0.16$
- elongation (shape), $\kappa = b/a \sim 1.8$
- Safety factor, $q \sim 3$



- Select operating parameters based on experience (*high as possible*)

- normalized plasma beta, $\beta_N \sim 1.8$ (kink stability)
- normalized plasma density, $n_G \sim 0.85$ (resistive stability)

- Select plasma temperature, (a B), β , and plasma current

- $T \sim 0.6 \times I_p$; choose $T \sim 9$ keV $\Rightarrow I_p = 15$ MA and (a B) = 10 m · T, and $\beta \sim 2.5\%$

- Select magnetic field in superconductor (11.8 T) and shielding (1.4 m), determines size, plasma density, energy, and fusion power

- $R = 6.2$ m, $B = 5.3$ T, $n = 10^{20} \text{ m}^{-3}$, 400 MW fusion power, 350 MJ plasma energy, **50 GJ** magnet energy, **0.9 GJ** plasma current energy (*enough to melt half ton of steel*)

- Check plasma energy confinement needed to achieve desired fusion gain, $Q = (\text{Power Out})/(\text{Power In}) \sim 10$

- $\tau_E \sim 3.7$ sec requiring only 40 MW of injected power (gyroBohm: **Yes!!**) and 120 MW power to divertor

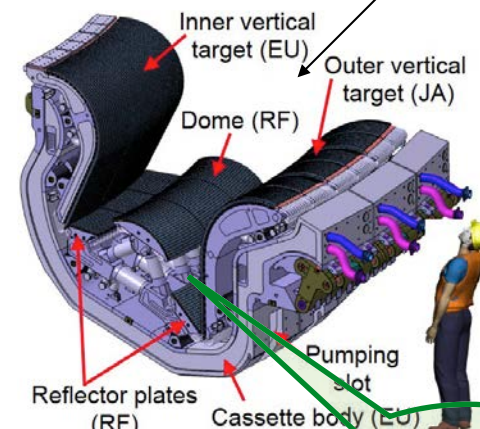
- Check divertor cooling (must be less than 10 MW/m^2 , $\div 6$ of surface of sun!) maybe? / maybe not?

- Check design and determine whether or not first wall survives plasma disruptions, ELMS, loss-of-control, ...

- Check design and determine whether or not we can build it considering strength of materials, superconducting magnet technology, **neutron radiation damage**, **current drive efficiency**, ...

- Figure out how to be tritium self-sufficient and become an **affordable** energy source...

54 Divertor Segments
(9 tons each)



(1) Advanced Technology Tokamak

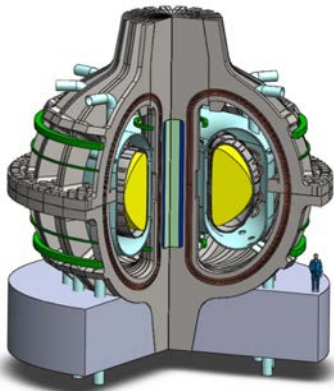
Prof. Dennis Whyte's Lecture (Monday)

- **New** YBCO higher-field superconductor magnets
- **New** demountable design for easy maintenance
- **New** radio wave launcher for efficient current drive
- **New** “super divertor” to radiate escaping particle flux
- **New** molten-salt Li breeding blanket

Fusion power: 500 MW

$Q > 10$

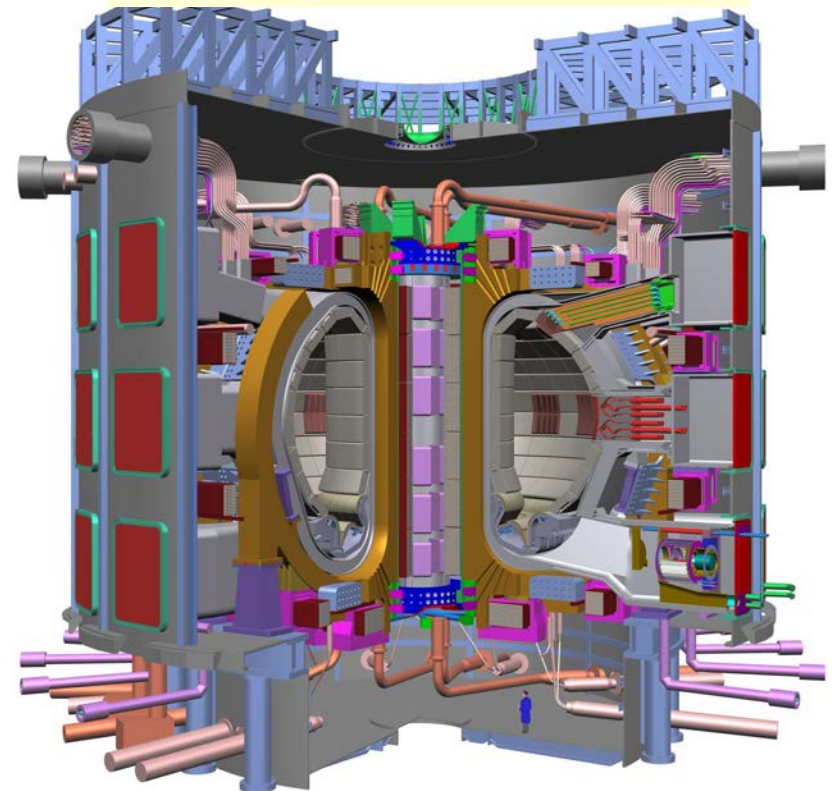
$B = 9.2 \text{ T}$



Fusion power: 500 MW


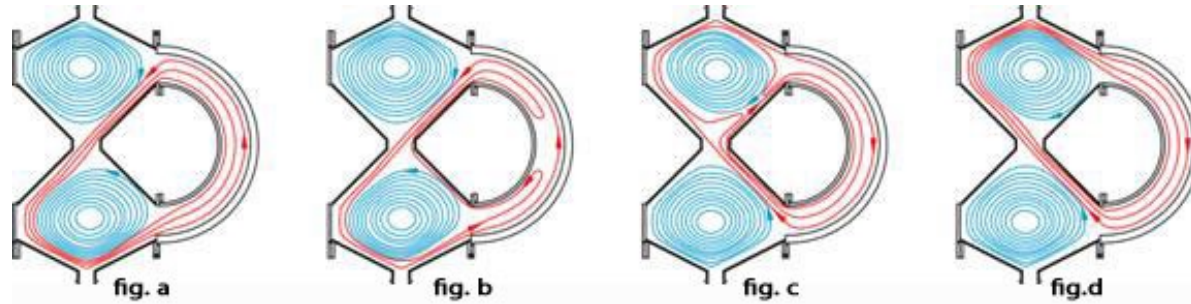
$Q = 10$

$B = 5.3 \text{ T}$

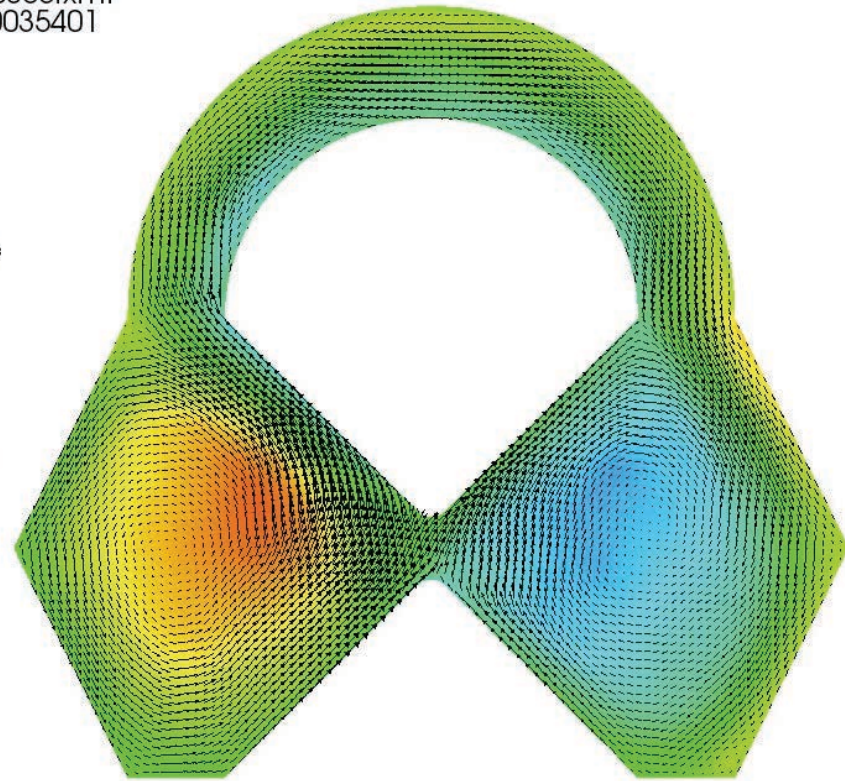
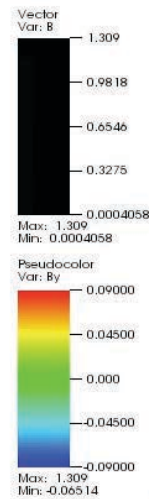


(2) Helically-Driven Spheromak

(University of Washington)




DB: out_0355.xmf
Time:0.00035401




(3) Levitated Dipole Experiment


(Columbia University and MIT)




High β , Steady State, Self-Organized, Very-Large Plasma Torus (and a very small superconducting coil)




Laboratory Magnetospheres: Facilities for Space-Relevant Physics Experiments



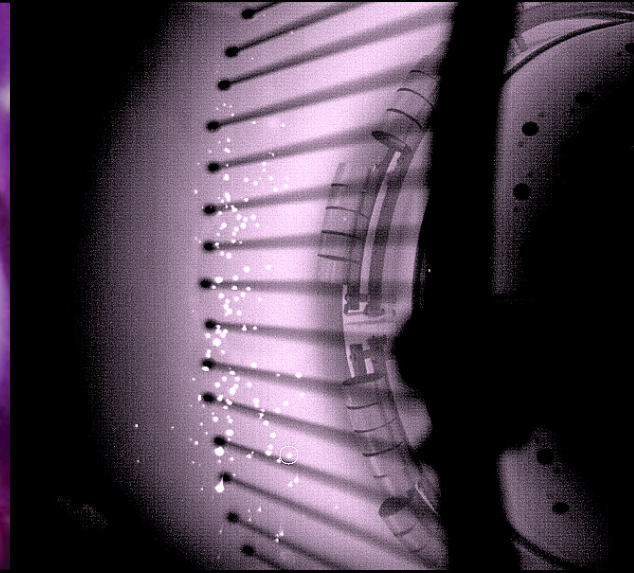
LDX (MIT)
Largest Size



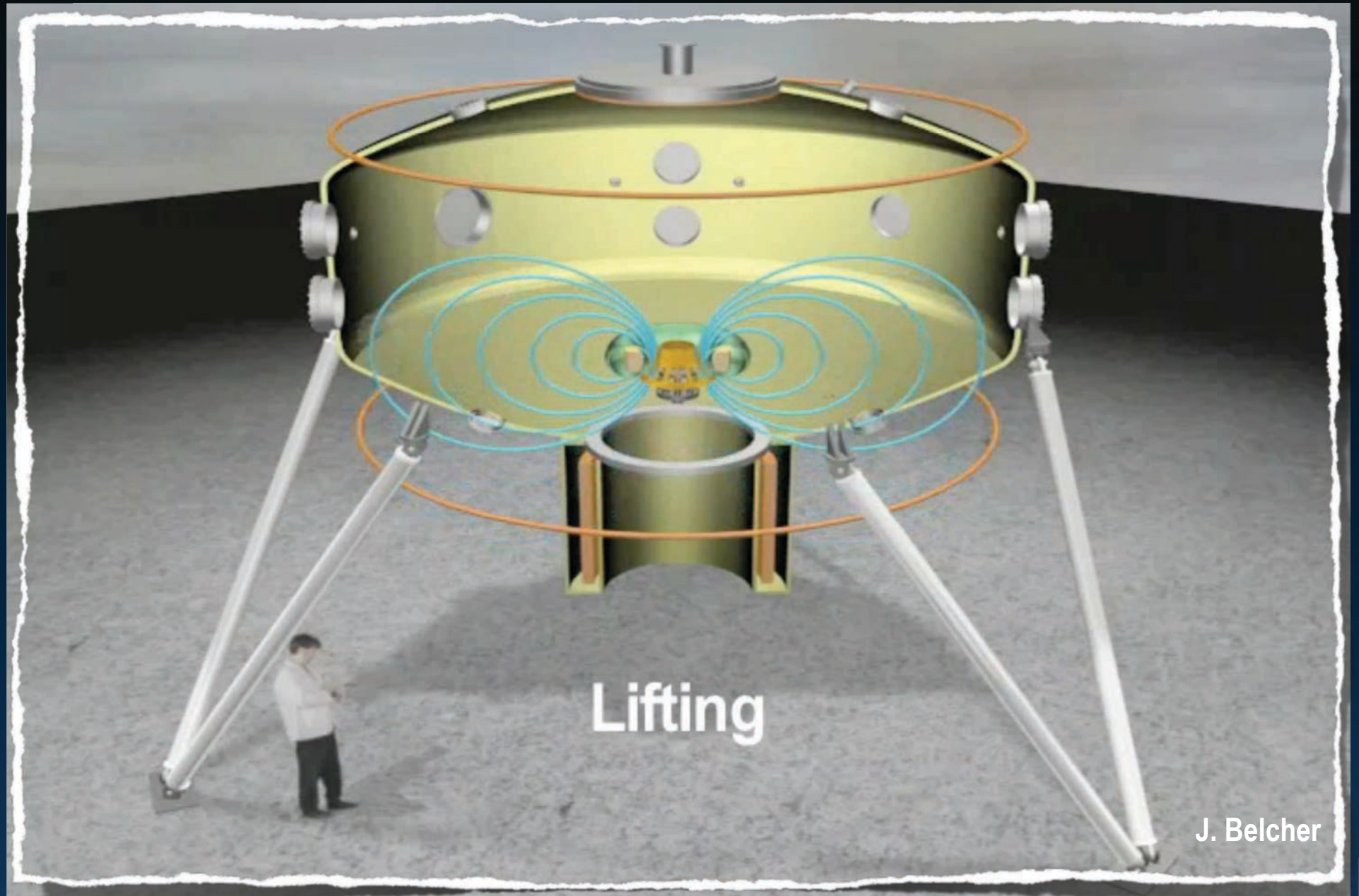
RT-1 (U Tokyo)
Highest Power and β




CTX (Columbia)
Easiest to Operate



Lifting, Launching, Levitation, Experiments, Catching



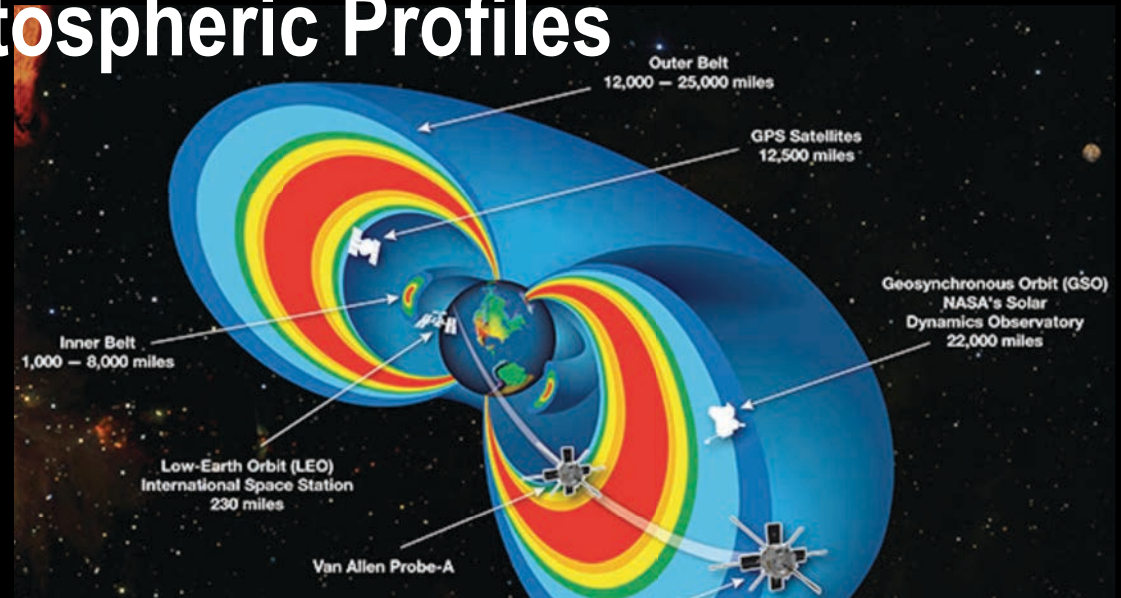

First Levitated Dipole Plasma Experiment




**Floating
(Up to 3 Hours)**

Levitated Magnet Achieves Extreme Plasma Beta and Magnetospheric Profiles

Big Plasma - Small Magnet

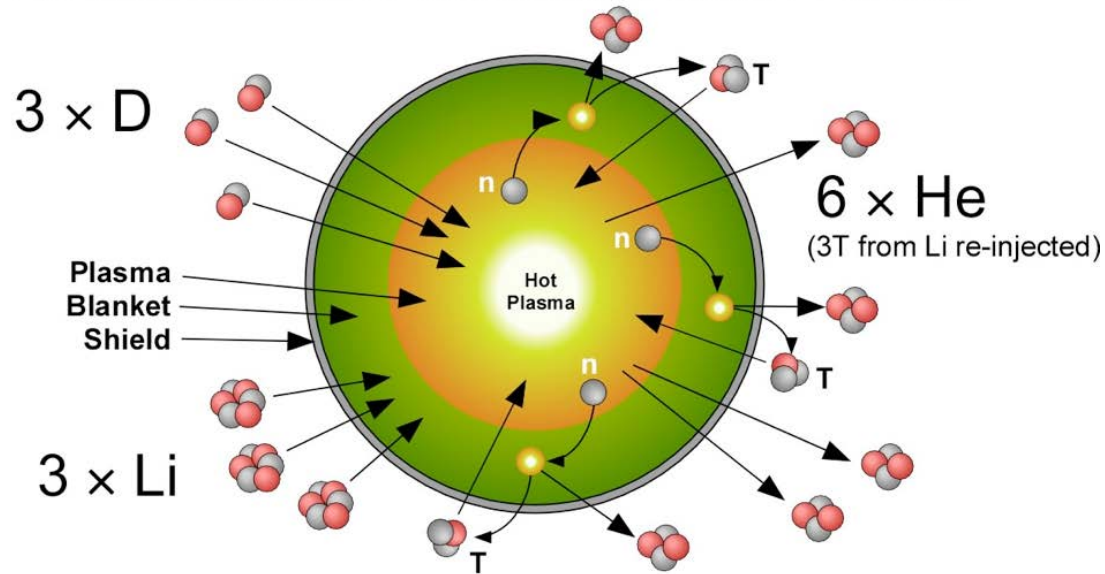


Nature's way to confined plasma



Two Pathways to Fusion

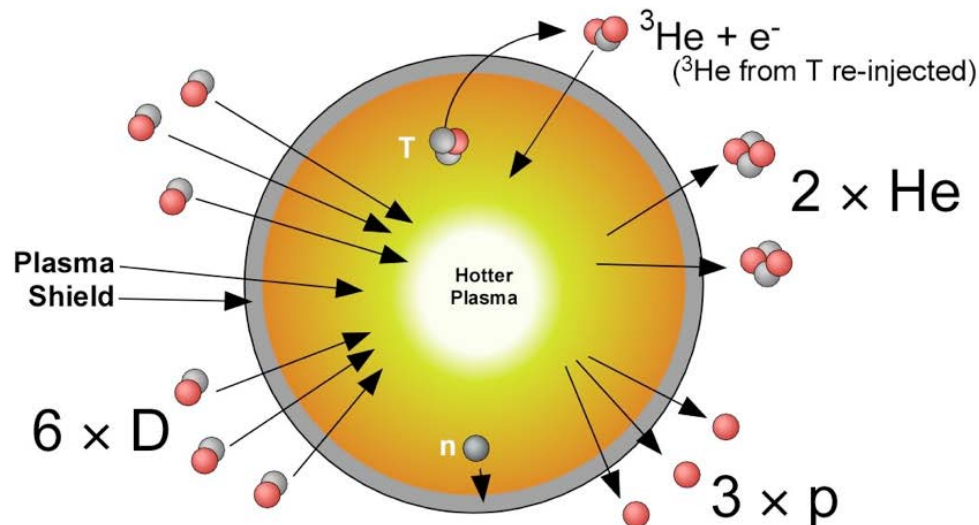
(a) 1st Generation Deuterium-Tritium Fusion



Problem: Fast Neutrons

- Develop materials that withstand > 40 dpa/FPY & 10 He appm/DPA
- Develop T breeding components
- ➔ Goal: Advance plasma confinement to reduce cost & control instabilities

(b) 2nd Generation Deuterium-Deuterium Fusion

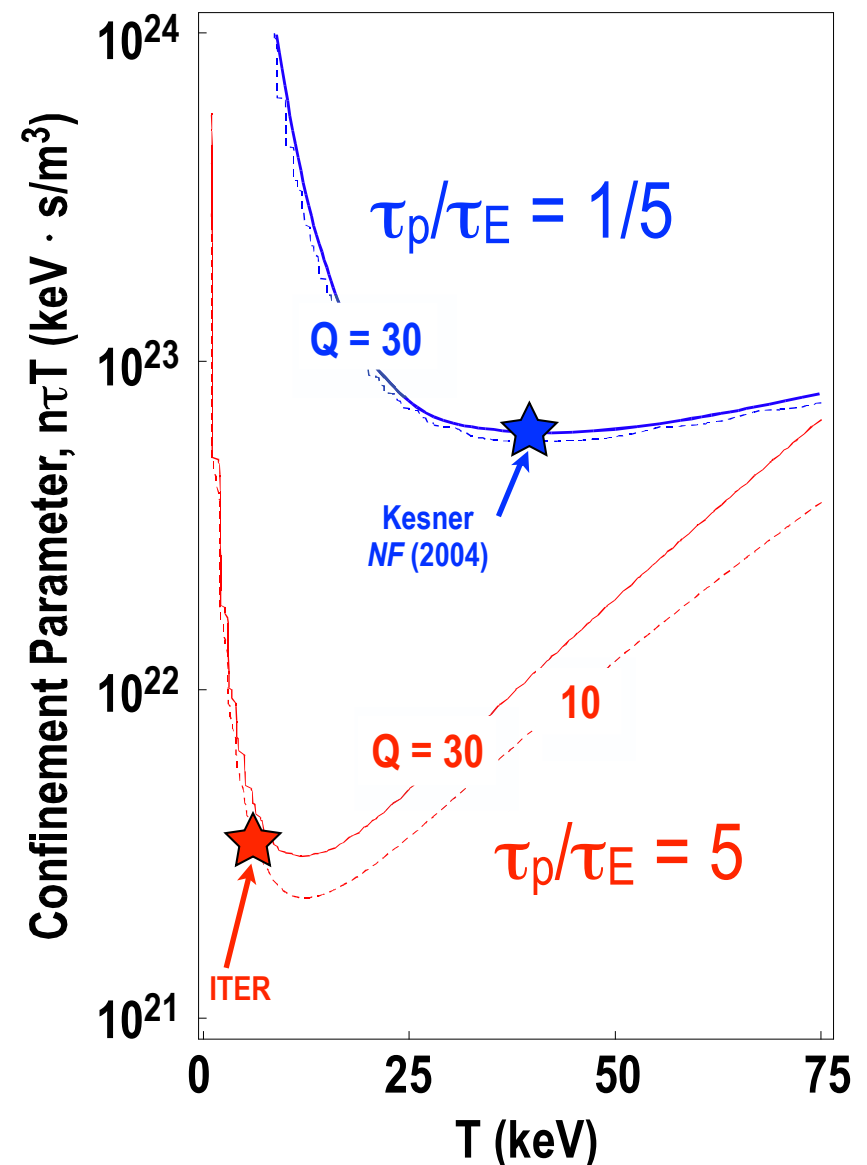


Problem: High plasma confinement

- Develop high field, high T_c superconductors
- ➔ Goal: Advance plasma confinement to achieve $\tau_p/\tau_E < 1$ at very high pressure

Turbulent Pinch in a Levitated Dipole may Make Possible Tritium Suppressed Fusion

- Sheffield, Zinkle, Sawan (2002-06)
- No tritium breeding blankets
- No 14 MeV neutrons
- No structural materials problem
- Requires $\tau_p/\tau_E < 1$
- Requires 35 keV
- Requires 10 fold confinement improvement
- Requires stronger, higher-field superconducting magnets



Innovations and New Ideas are Important to Science/Tech R&D


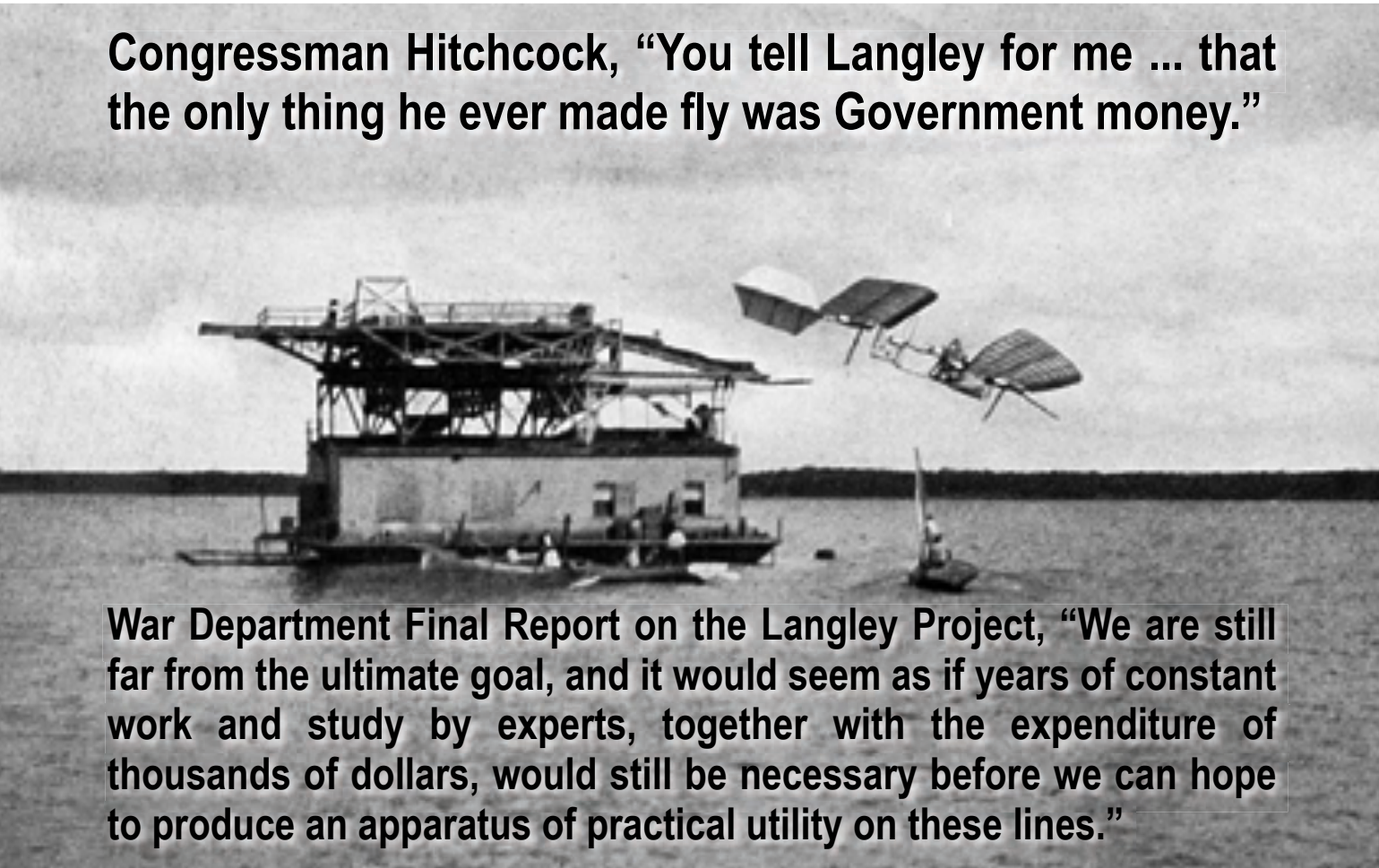
- **Elon Musk:** “When Henry Ford made cheap, reliable cars, people said, ‘Nah, what’s wrong with a horse?’ That was a huge bet he made, and it worked.” (2003)
- **Steve Jobs:** “Innovation has nothing to do with how many R & D dollars you have. When Apple came up with the Mac, IBM was spending at least 100 times more on R & D. It’s not about money. It’s about the people you have, how you’re led, and how much you get it.” (1998)
- **Carl Sagan:** “But the fact that some geniuses were laughed at does not imply that all who are laughed at are geniuses. They laughed at Columbus, they laughed at Fulton, they laughed at the Wright Brothers. But they also laughed at Bozo the Clown.” (1979)
- **Orville Wright:** “If we worked on the assumption that what is accepted as true really is true, then there would be little hope for advance” (1903)
- **Wilbur Wright:** “In studying their failures we found many points of interest to us.” (1900)

“Langley’s Folly”

“Crash” program of human flight requested by President McKinley and well-funded by Smithsonian Institute and War Department

Congressman Hitchcock, “You tell Langley for me ... that the only thing he ever made fly was Government money.”

War Department Final Report on the Langley Project, “We are still far from the ultimate goal, and it would seem as if years of constant work and study by experts, together with the expenditure of thousands of dollars, would still be necessary before we can hope to produce an apparatus of practical utility on these lines.”



Failures on the Potomac: Oct. 7, 1903 and Dec. 8, 1903

Charles Manly (pilot) & Samuel Langley
aboard the Large Aerodrome-A (1903)


8 Days Later at Kitty Hawk...



Systematic engineering
“Steerable” & Capable of Take-off/Landing
Careful step-by-step validation
Privately funded (50 times less than Langley)

Wright Brother's Wind Tunnel


> 200 Wing Shapes



Step-by-Step & Low-Cost Validation

Testing their Predictive Understanding of Aerodynamics

(1901)



(1902)



Fusion Science Innovation: It's what fusion scientists do!



Progress results when we learn from every new idea!

Summary

- Columbia University's plasma physics experiments
- Many types of plasma tori: testing our predictive understanding
- Fusion energy needs innovation to overcome challenges to economic viability

Over 200 tokamaks and *soon there will be ITER...*

We know a lot about the challenging economics of tokamak-based fusion energy

- **Innovations and new ideas from creative new scientific investigations are the only way to address these challenges**